

Humpty Dumpty and Wizz the Wizard



Including review and rehearsal of prior experience that is expected at the end of Early Childhood Education.

© Written and developed by The Cognitive Connection CC
copyright – all rights reserved

THIS YEAR 1 LEARNER BOOK A

BELONGS TO:

Name: 

Handwriting practice lines with a green dot at the start and a red dot at the end.



Everything in the world around us has a name: these names are called nouns.

Humpty sat in a tree.
What can he see?

I am
a
pronoun.

Just like this!

Setting - **Where** is Humpty?

- **When** – time of day and season?

Characters - **Who** do you see in the illustration?


Event - **What is happening** in the illustration?

a
b
c
d
e
f
g
h
i
j
k
l
m
n
o
p
q
r
s
t
u
v
w
x
y
z


Let's check if you know these sounds or phonemes.

Trace the letter if you know the sound.

a l m s
t n o p
b c



I can see an ant on a mat.



☒ Tick one block.

I can see a cat in a bag.

Yes	No
-----	----

I can see a top spin.

Yes	No
-----	----

This is a spot on a top.



Yes	No
-----	----

Read the words.

a spot




a map



an ox



a bag



a cat



Tin Man



a bat



a tap



a hat



a top



a pig



a pin



a can



a bat



a gift




a pot



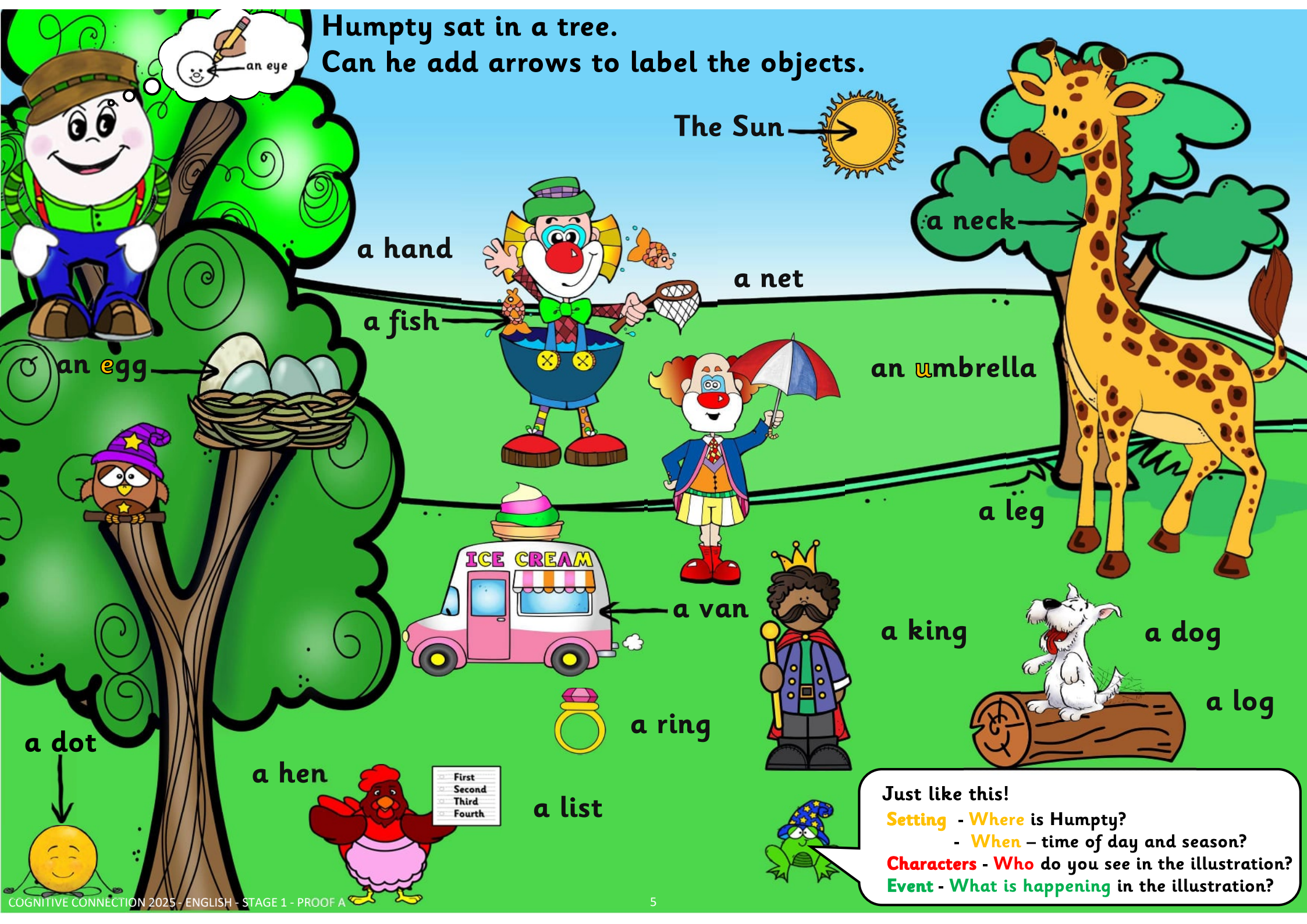
an ant



a mat



I
can
see
a
an
on
in
it
it's
big
him
has
got
go
is
this
not
no
at
that



Humpty sat in a tree.
Can he add arrows to label the objects.

The Sun →

a hand

a net

a neck

a fish

an umbrella

a leg

a van

a king

a dog

a log

a ring

a list

a hen

a dot

Just like this!

Setting - **Where** is Humpty?
- **When** - time of day and season?

Characters - **Who** do you see in the illustration?

Event - **What is happening** in the illustration?

a
b
c
d
e
f
g
h
i
j
k
l
m
n
o
p
q
r
s
t
u
v
w
x
y
z



Let's check if you know these sounds or phonemes.


a i m s t n

o p b c g h




Trace the letters if you know the sound.

d f v e
k l r



The dot sits under the tree.



Tick one block.



The dog sits on a log.

Yes	No
-----	----

The hen has a list.

Yes	No
-----	----


The king is in the park.

Yes	No
-----	----


Look and say and listen for the first sound or phoneme.



Then match the image to the sound



f
d
v
e
r
l
k



and
the
of
up
but
has
get
one
back
from
them
then
keep
kick
do
find
look
help
some
label
name

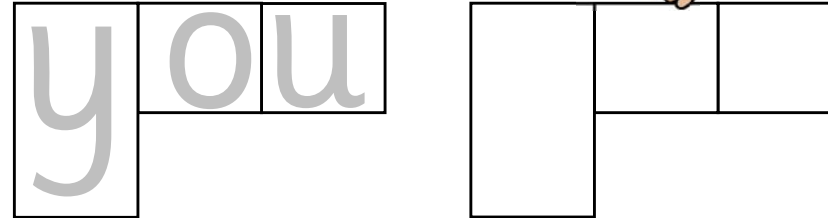
The Dictionary Duo discover common and exception words

How to learn words.


Ways or strategies!

Add the word and its meaning to your personal list.

Study the shape of the word.



Look up the word in your dictionary.



Find words that rhyme.

Words that rhyme with **you**

new and **few**

blue and **glue**

Facts are true.

Trace the word.



Recognise and underline the word in a text.

Thank you for the fox in the box.


You are my best friend.

I love eating pasta, how about you?

you
you
you
you
you

Copy the word in different colours.


you you you you



Colour the word mindfully.




Break the word into syllables.



Some exception words for you to learn.

I, can, see, a, an, on, in, it, it's, at, big, him, has, got, go, is, this, not, no, that, and, the, of, up, but, has, get, one, back, from, them, then, keep, kick, do, find, look, help, some, label, name, read, just, off, if, of, went, will, yes, you, yellow, week, where, when, what, who, with, quiz, question, was, two, zero.

Try to make up a mnemonic.




mnemonic NOUN
mnemonics
(say ni - mon - ik)

Use the word in sentences or write a poem.



Find the pattern.



A pattern is a set that appears over and over again.

you your
young you'll
youth yourself

Finish the word.



you

y _ _

_ _ u

_ o _

Now write the full word:

_ _ _

What can you see?

I will huff
and puff.

wolf

? ? ? ?

I sleep on
this pillow.

I yell when
I see mess.

I will kiss
the frog.

Jam and jelly
is yummy.

I have a
yo-yo.

Queen Ant

Just like this!

Setting - **Where** is Humpty?

- **When** - time of day and season?

Characters - **Who** do you see in the illustration?

Event - **What** is happening in the illustration?

6



a
b
c
d
e
f
g
h
i
j
k
l
m
n
o
p
q
r
s
t
u
v
w
x
y
z



Let's check if you know these sounds or phonemes.



Trace the letters if you know the sound.


a i m s t n o j w z x y
p b c g h d f
v e k l r u q ff ll ss

read
just
off
if
of
went
will

yes
you
yellow
week
where
when
what
who
with
was
two
zero
quiz
question



Trace the letters if you can read the label.



Highlight the correct first letter sound.



qu j x w



k j z qu



qu z y w



z j x s



y j z qu



x y j qu



Can you begin to understand words and sentences that you read?



Put your finger under each word as you read out loud.



Just like this!

Humpty




Humpty

Where?

What?

When?

Who?



Rhyme means that the word ending sounds the same.

hen

pen

pig

wig

Humpty sees one hen



with a pen.

Humpty sees one pig



in a wig.



Did you know?

Sounds of letters are called phonemes.



Ask for help if you need to do so.





Can you control your pencil to finish this pronoun activity page?

Sharpen your pencil!
Feet flat!
Hold your page still!



Just like this!

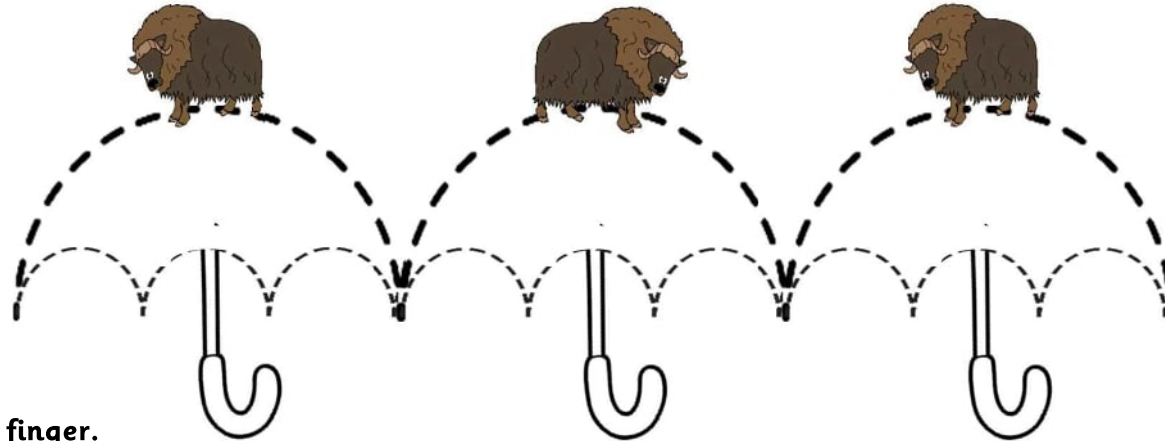
Trace Words, letters and the pattern 
Help the yaks to get to their umbrellas. 

you

yaks on umbrellas



Wow! Can you see yaks on umbrellas?



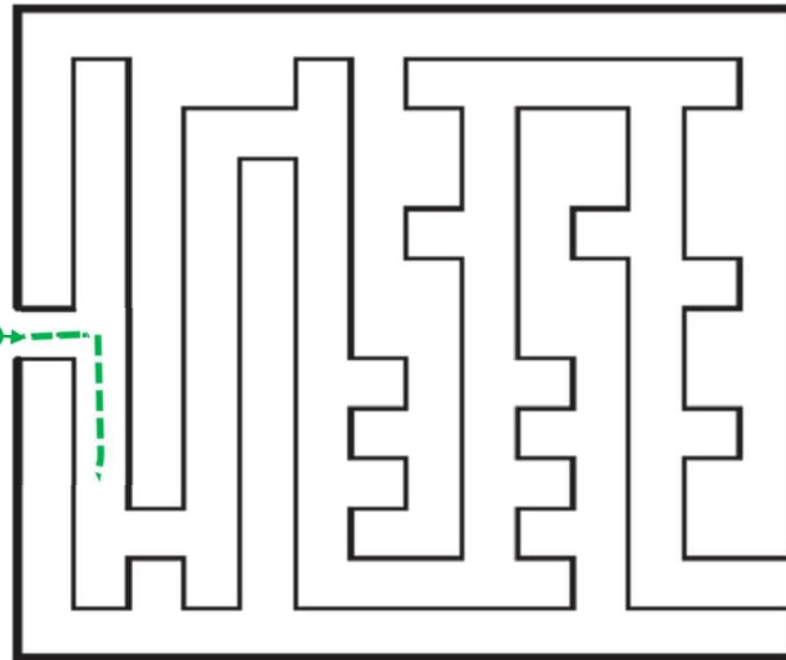
Ask for help if you need to do so.



Can you trace this pronoun?

you
you
you
you

First use your finger.



Words that rhyme with
you

new and few

blue and glue

Facts are
true.





Can you begin to understand words and sentences that you read?



Put your finger under each word as you read out loud.



Just like this!

Humpty



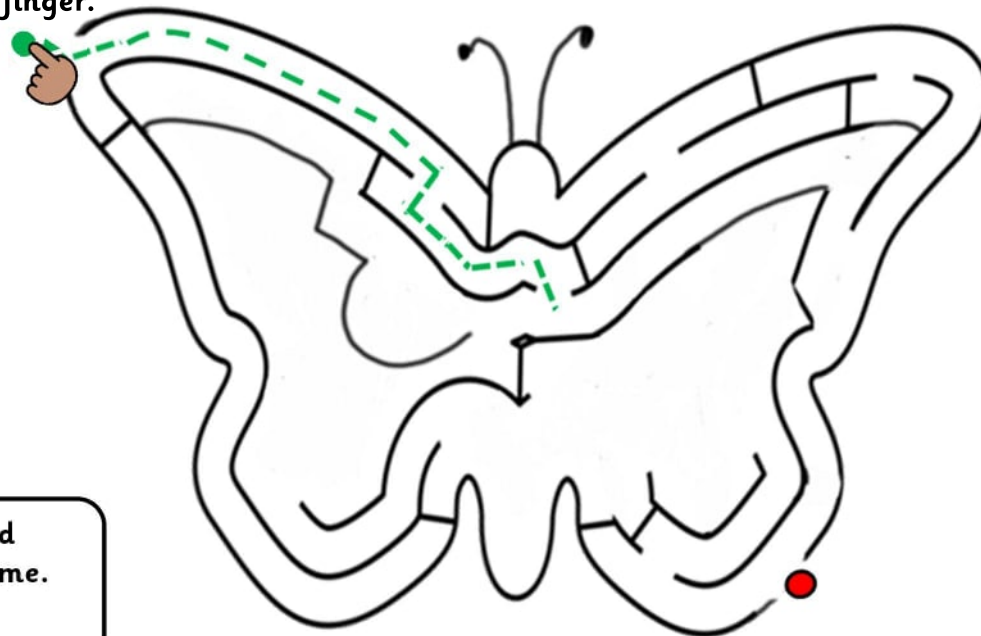
Humpty

Humpty Dumpty sits on a log,

with one dog and a frog.



First use your finger.



Rhyme means that the word ending sounds the same.


l og d og fr og

Humpty Dumpty sat on a hat.

He sees a cat.

The egg sees one rat.

Humpty Dumpty sees a mat.



Ask for help if you need to do so.



Rhyme means that the word ending sounds the same.


h at c at r at m at

a
b
c
d
e
f
g
h
i
j
k
l
m
n
o
p
q
r
s
t
u
v
w
x
y
z



Can you control your pencil to finish this pronoun activity sheet?


Sharpen your pencil!
Feet flat!
Hold your page still!



Just like this!
Trace words and letters



I see with my eye.



I see a fly.




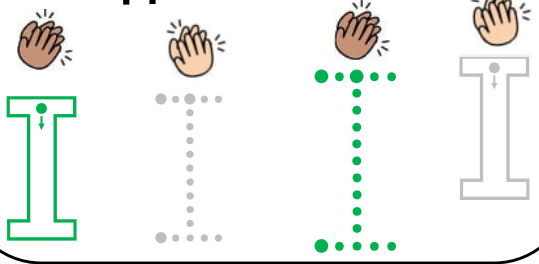
I eat a pie.



me



The pronoun **I** is always written as a capital or uppercase letter.



mine

I am a pronoun.



I feel happy.

Words that rhyme with **I**

I

fly



pie

eye



Ask for help if you need to do so.





Can you fill in the word family '-at' blocks?



Can you find the hidden word family 'at' words in the illustration?



Just like this! Follow the instructions.

Trace Fill in Find

Circle each image you find

mat

c

h

r

b

th



Rhyme means that the word ending sounds the same.

c at m at

at
at at



What? Where? When? Who?


Ask for help if you need to do so.

trace The rat is on his hat.

Can you control your pencil to finish this 'all' task sheet?

Sharpen your pencil!
Feet flat!
Hold your page still!

Just like this!
Trace Words
patterns
and letters



all


all

Humpty sees small
ants on the wall.




all

all




all



all

Can you see an ant fall
off the small ball?



Ask
for
help
if you
need
to do
so.



👏 👏 👏 👏 👏 👏 👏 👏
Humpty Dumpty sat on a wall,



Just like this!

Setting - **Where** is Humpty?

- **When** - time of day and season?

Characters - **Who** do you see in the illustration?

Event - **What is happening** in the illustration?



Can you begin to understand words and sentences that you read?



Put your finger under each word as you read out loud.



Just like this!

Humpty



Humpty

Humpty Dumpty had a big fall.



All the king's horses,



and all the king's men,

couldn't put Humpty together again.



Just like this!

Setting - Where is Humpty?

- When - time of day and season?

Characters - Who do you see in the illustration?

Event - What is happening in the illustration?



a
b
c
d
e
f
g
h
i
j
k
l
m
n
o
p
q
r
s
t
u
v
w
x
y
z



What can you tell your teacher about this illustration?

Where?

What?

When?

Who?

Ask for help if you need to do so.

Just like this!

- Setting** - Where is Humpty?
- When – time of day and season?

Characters - Who do you see in the illustration?

Event - What is happening in the illustration?

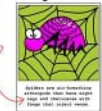


Can you talk about the sequence of events and order the pictures?

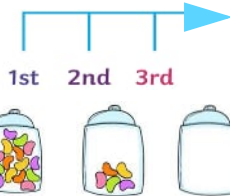


A caption adds information to an image.

Caption



Order or sequence



Just like this!

Look at each illustration before you choose the order.

Order then **write** 1st or 2nd or 3rd in the

Annotate rhyming words.



Can you find information in captions and put the captions in order ?

1st

Humpty lay **still**,
he felt very **ill**.

Soon, Wizz the Wizard arrived.
With a book and a spell,
to make Humpty well.

Thank **you** Wizz,
I don't feel **blue**,
I feel like **new**!



Ask for help if you need to do so.

REMEMBER TO ANNOTATE!



rhyming words

Rhyme means that the word ending sounds the same.

l **ad** b **ad**

y **ou**

bl **ue**

n **ew**

I am glad lad,
that you do not feel bad.
But I must check your **head**,
or you must go to **bed**!

Humpty sits in a tree.
What can he see?





Just like this!

Setting - **Where** is Humpty?

- **When** - time of day and season?

Characters - **Who** do you see in the illustration?

Event - **What is happening** in the illustration?

Begin a statement with a capital or upper-case letter.


A B C D E F G H I J K

L M N O P Q R S T U

V W X Y Z

Ask for help if you need to do so.

Not yet, Full Stop, you must add a subject.



Humpty stands on a hill.
What can he see?

Tick yes or no.



He can see a cat.

Yes

No

Just like this!

Setting - **Where** is Humpty?

- **When** - time of day and season?

Characters - **Who** do you see in the illustration?

Event - **What is happening** in the illustration?

Ask for help if you need to do so.












Can you match the images to the simple present tense statements?



Just like this!
Colour the dots.



A cat kicks a ball.



Ask for help if you need to do so.



The dog kicks a ball.

A cat kicks a ball.

The dog kicks.


Humpty kicks the ball.

REMEMBER TO ANNOTATE!

highlight





common nouns



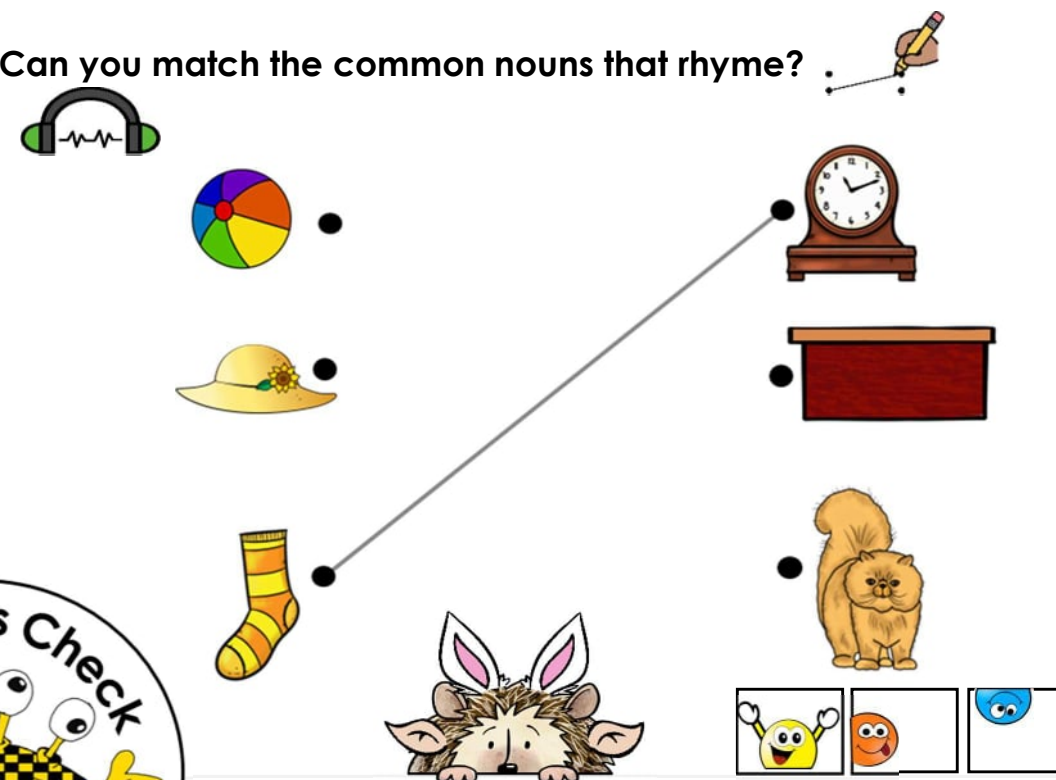
Finish one block per day!

Can you write your name three times?


Handwriting practice lines with dashed letters 'g' and 'o' for tracing.

Can you match the common nouns that rhyme?




Matching lines connect 'sock' to 'clock' and 'hedgehog' to 'cat'.




Can you circle the pronoun I?

Tracing practice for the letter 'I'.


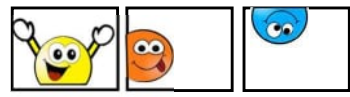


Can you trace the words that rhyme with **wall**?

fall, pin, nut, hen, ball, egg, hall, sock




Ask for help if you need to do so.

What can you tell your teacher about this illustration?

Where?

What?

When?

Who?

We will see you at Forest School.

Thank **you** Wizz,
I don't feel **blue**,
I feel like **new**!

Yay!
Wizz, you are the best!

I am glad **lad**, that you do not feel **bad**. But I must check your **head** or you must go to **bed**!

Ask for help if you need to do so.

Just like this!

Setting - **Where** is Humpty?

- **When** - time of day and season?

Characters - **Who** do you see in the illustration?

Event - **What is happening** in the illustration?



Can you help Humpty find his way to Forest School?


Put your finger on the green dot to find the way.
Then use your green pencil to show the way to
Forest School.



Just like this!
First use your finger.



Then use your green pencil.



Ask
for
help
if you
need
to do
so.



a
b
c
d
e
f
g
h
i
j
k
l
m
n
o
p
q
r
s
t
u
v
w
x
y
z

trace



abcdefghijklmnopqrstuvwxyz



I can...

Think carefully and follow the instructions to complete your table.



Just like this!


Tick ✓ one column per row.

Learner Success Criteria

- 1 I can write my name.
- 2 I can control my pencil.



Key



I got this!



I'm getting this!
[with my teacher's help]



I can't do this yet!

Learner Success Criteria

1	I can begin to show that I understand words and sentences that I read.			
2	I can listen and tell my teacher about an illustration.			
3	I can find words and images that rhyme.			
4	I can use pictures in texts as cues to support understanding of unfamiliar words.			
5	I can sound the letters of the alphabet.			
6	I can sequence pictures and captions.			
7	I can recognise the five vowels.			
8	I can write and read my name.			

I still need my teacher to help me with number or numbers...

Write down the number of your favourite type of activity.

--	--	--	--	--	--	--	--

--

On the way to school, he met the noun family.



Good day, I am the proper noun.

Noun

House

I am a pronoun.

Forest School

Anything you can see, touch, hear, smell or taste is a concrete or common noun.

more

Everything in the world around us has a name: these names are called nouns.

Where?

What?

Who?

When?

Humpty sees common nouns.

What can you tell your teacher about this illustration?

Look for objects that rhyme!
1 sun burger

Rhyme means that the word ending sounds the same.

Where?
What?
Who? When?

Just like this!

- Setting** - Where is Humpty?
- When – time of day and season?
- Characters** - Who do you see in the illustration?
- Event** - What is happening in the illustration?

COGNITIVE CONNECTION 2025 - ENGLISH - STAGE 1 - PROOF A

The illustration depicts a whimsical forest setting. In the foreground, a rabbit sits next to a picnic basket filled with food like a burger, jam, and a can. A small blue character stands near a map. To the left, a clock and a sun hat sit on the grass. A large green tree has a yellow number '3' on its trunk. Various animals are scattered throughout: a bird, a fox, a mouse, a bear, a cat, a dog, and a frog. A signpost points towards 'Forest School'. Several speech bubbles provide prompts for observation and language learning.

Humpty sees common nouns.

What can you tell your teacher about this illustration?

Look for objects that rhyme!
1 🌞 🍔

Rhyme means that the word ending sounds the same.

Where?

What?

Who?

When?

Just like this!

- Setting** - Where is Humpty?
- When – time of day and season?
- Characters** - Who do you see in the illustration?
- Event** - What is happening in the illustration?

COGNITIVE CONNECTION 2025 - ENGLISH - STAGE 1 - PROOF A

Humpty sees common nouns.

What can you tell your teacher about this illustration?

Look for objects that rhyme!
1 2 3

Rhyme means that the word ending sounds the same.

Where?
What?
Who?
When?

Just like this!

- Setting** - Where is Humpty?
- When – time of day and season?
- Characters** - Who do you see in the illustration?
- Event** - What is happening in the illustration?

COGNITIVE CONNECTION 2025 - ENGLISH - STAGE 1 - PROOF A

Humpty sees common nouns.

What can you tell your teacher about this illustration?

Look for objects that rhyme!
1 2 3

Rhyme means that the word ending sounds the same.

Where?
What?
Who?
When?

Just like this!

- Setting** - Where is Humpty?
- When – time of day and season?
- Characters** - Who do you see in the illustration?
- Event** - What is happening in the illustration?

COGNITIVE CONNECTION 2025 - ENGLISH - STAGE 1 - PROOF A

Humpty sees common nouns.

What can you tell your teacher about this illustration?

Look for objects that rhyme!
1 [sun] [burger]

Rhyme means that the word ending sounds the same.

Where?
What?
Who?
When?

Just like this!

- Setting** - Where is Humpty?
- When – time of day and season?
- Characters** - Who do you see in the illustration?
- Event** - What is happening in the illustration?

COGNITIVE CONNECTION 2025 - ENGLISH - STAGE 1 - PROOF A

Humpty sees common nouns.

What can you tell your teacher about this illustration?

Look for objects that rhyme!
1 sun burger

Rhyme means that the word ending sounds are the same.

Forest School

Where?
What?
Who? When?

Just like this!

- Setting** - Where is Humpty?
- When – time of day and season?
- Characters** - Who do you see in the illustration?
- Event** - What is happening in the illustration?

COGNITIVE CONNECTION 2025 - ENGLISH - STAGE 1 - PROOF A

Humpty sees common nouns.

What can you tell your teacher about this illustration?

Look for objects that rhyme!
1 🌞 🍔

Rhyme means that the word ending sounds are the same.

Forest School

Where?

What?

Who?

When?

Just like this!

- Setting** - Where is Humpty?
 - When – time of day and season?
- Characters** - Who do you see in the illustration?
- Event** - What is happening in the illustration?

COGNITIVE CONNECTION 2025 - ENGLISH - STAGE 1 - PROOF A

Humpty sees common nouns.

What can you tell your teacher about this illustration?

Look for objects that rhyme!
1 [sun] [burger]

Rhyme means that the word ending sounds the same.

Where?
What?
Who?
When?

Just like this!

- Setting** - Where is Humpty?
- When – time of day and season?
- Characters** - Who do you see in the illustration?
- Event** - What is happening in the illustration?

COGNITIVE CONNECTION 2025 - ENGLISH - STAGE 1 - PROOF A

Humpty sees common nouns.

What can you tell your teacher about this illustration?

Look for objects that rhyme!
1 2 3

Rhyme means that the word ending sounds the same.

Where?
What?
Who?
When?

Just like this!

- Setting** - Where is Humpty?
- When – time of day and season?
- Characters** - Who do you see in the illustration?
- Event** - What is happening in the illustration?

COGNITIVE CONNECTION 2025 - ENGLISH - STAGE 1 - PROOF A

Humpty sees common nouns.

What can you tell your teacher about this illustration?

Look for objects that rhyme!
1 2 3

Rhyme means that the word ending sounds the same.

Where?
What?
Who?
When?

Just like this!

- Setting** - Where is Humpty?
- When – time of day and season?
- Characters** - Who do you see in the illustration?
- Event** - What is happening in the illustration?

COGNITIVE CONNECTION 2025 - ENGLISH - STAGE 1 - PROOF A

The illustration depicts a whimsical forest setting. A path leads through several green trees. One tree features a large yellow number '3' on its trunk, while another has a blue number '1'. Various objects are scattered throughout: a sun, a hamburger, a sock, a heart, a clock, a frog, a bee, a map, a dog, a cat, and a boy. Animals include a rabbit, a fox, a mouse, a bear, a squirrel, and a bird. Speech bubbles contain questions and instructions related to finding rhyming words. A signpost indicates the direction to 'Forest School'. The bottom right corner includes a legend for identifying settings, characters, and events.

Humpty sees common nouns.

What can you tell your teacher about this illustration?

Look for objects that rhyme!

Rhyme means that the word ending sounds the same.

Where?

What?

Who?

When?

Just like this!

- Setting** - Where is Humpty?
 - When – time of day and season?

Characters - Who do you see in the illustration?

Event - What is happening in the illustration?

31

COGNITIVE CONNECTION 2025 - ENGLISH - STAGE 1 - PROOF A

Humpty sees common nouns.

What can you tell your teacher about this illustration?

Look for objects that rhyme!
1 sun burger

Rhyme means that the word ending sounds the same.

Forest School

Where?
What?
Who?
When?

Just like this!

- Setting** - Where is Humpty?
- When – time of day and season?
- Characters** - Who do you see in the illustration?
- Event** - What is happening in the illustration?

COGNITIVE CONNECTION 2025 - ENGLISH - STAGE 1 - PROOF A

Humpty sees common nouns.

What can you tell your teacher about this illustration?

Look for objects that rhyme!
1 [sun] [burger]

Rhyme means that the word ending sounds [ear icon] the same.

Where?

What?

Who?

When?

Just like this!

- Setting** - Where is Humpty?
- When – time of day and season?
- Characters** - Who do you see in the illustration?
- Event** - What is happening in the illustration?

COGNITIVE CONNECTION 2025 - ENGLISH - STAGE 1 - PROOF A



Can you find clues and record your answer?



Just like this!

Read the question. Look at the image. Find the clue.

Tick yes or no.

Can you see a rat?



Yes	No
-----	----

Can you find common nouns?



REMEMBER TO ANNOTATE!

highlight



common nouns

Can you see the sky?

Yes

No

Can you see one fly?

Yes

No

Can you see the cap?

Yes

No

Can you see the map?

Yes

No

Do you see a tree?

Yes

No

Do you see number one?

Yes

No

Can you see a three?

Yes

No

Can you see the sun?

Yes

No

Can you see a bee?

Yes

No

Can you see one bun?

Yes

No

Ask for help if you need to do so.



Humpty arrived at the Forest School.



What can you tell your teacher about this illustration?

What?

Where?

Who?

When?

Welcome to school, Humpty!
We have lots and lots to do!
Find a spot and we will begin!

Get ready everyone.


It is active listening time.

Hi, Humpty.

Hello, Humpty.

I look at the book.

Can you look at your body?



Just like this!
Tick yes or no.

Yes	No
-----	----

I can see my fingers.



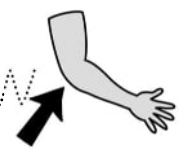
Yes	No
-----	----

I can see my toes.



Yes	No
-----	----

I can see one elbow.



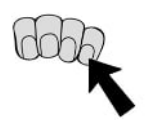
Yes	No
-----	----

I can see one knee.



Yes	No
-----	----

I can see one nail.



Yes	No
-----	----

I can see my feet.



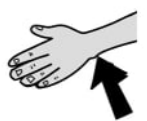
Yes	No
-----	----

I can see one ankle.




Yes	No
-----	----

I can see my wrist.



Yes	No
-----	----

Everything in the world around us has a name: these names are called nouns.




Ask for help if you need to do so.



REMEMBER TO ANNOTATE!

	the pronoun !
--	---------------

a
b
c
d
e
f
g
h
i
j
k
l
m
n
o
p
q
r
s
t
u
v
w
x
y
z



Can you be an active listener?



Can you match and colour the body parts you need to use for active listening?



Just like this!

Match

Colour

Trace



I'm all ears, so I can listen well!



You need to



Eyes

Look at the person who is talking.



Mouth

Lips closed.



Hands

Keep them still.



Feet

Keep them still.

Brain

think about what you hear.

Ears

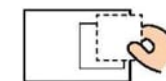
Hear what is being said.

Heart

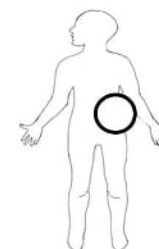
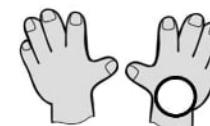
Care about what the person is saying.

Body

Face the person who is speaking.



Match and colour



a A

e E

i I

o O

u U

and

and

Ask for help if you need to do so.





Can you trace the list of words?
Then write a list of these words?



List

- brain
- body
- ears
- eyes
- feet
- hands
- heart
- mouth



Don't forget to **trace** the patterns, too!



Did you know?


The letters in the word
'listen' in a different order
make the word 'silent'!



Just like this!



List



Ask for help if you
need to do so.



It is time to write about you!



What?

Where?

When?

Who?

Tell us about you!

I want to know more about you!
So, you will finish the pages.
With pencils, paper, and glue!

An autobiography
tells us about you!

Au – to – bi – og – ra – phy
It is a very big word for
us to remember!

Don't worry
our teacher will
help us!

What
a big
word!



Can you finish your face in colour?



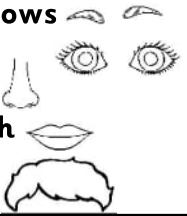
Firstly, look in a mirror.



What do you see?



Secondly, remember
eyebrows
eyes
nose
mouth
hair



Just like this!

Draw



Colour



All About Me




An autobiography



Can you write your name in three different ways?

This is my name



First in rainbow colours.
Each letter in a different colour.



Second in pencil.



Third in your best or
favourite colour.



Just like this!

Name: 



Ask for help if you
need to do so.



Can you follow the simple steps?

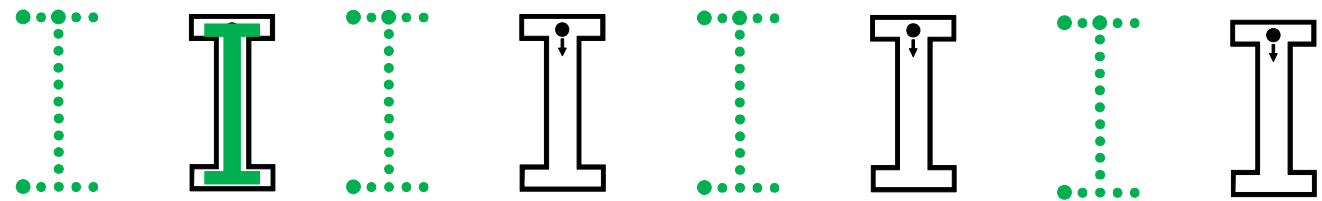

1
First, read the words
and tick the correct box.




Just like this!



then



I have **green** ☐ **brown** ☐ **blue** ☐ eyes.  

I have **brown** ☐ **black** ☐ **blonde** ☐ **ginger** ☐ hair. 

I was born in the month of

☐ January ☐ February ☐ March ☐ April ☐ May ☐ June ☐ July

August ☐ September ☐ October ☐ November ☐ December ☐

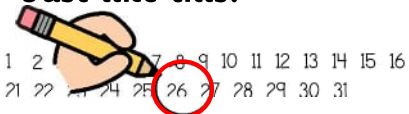
I was born on this day of the month.

1 2 3 4 5 6 7 8 9 10 11 12 13 14 15 16 17 18 19 20
21 22 23 24 25 26 27 28 29 30 31

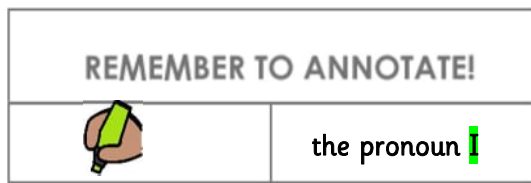

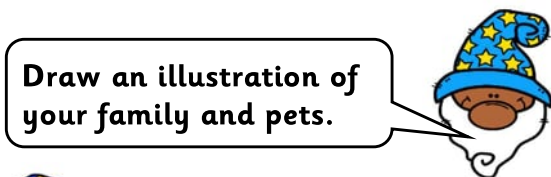

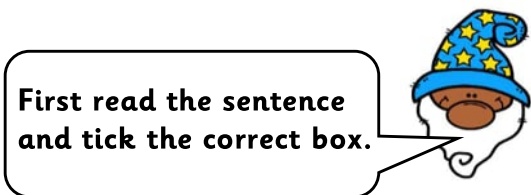

2
Now, circle the
date in red pencil.



Just like this!



Ask for help if you
need to do so.



I have

I am a human. ☐

I have one dog ☐ two dogs ☐ three dogs ☐ more ☐.

I have one cat ☐ more than one cat ☐.

I have one fish ☐ two or more fish ☐.

I have one bird in a cage ☐ more than one bird ☐.





Can you decorate your birthday cake?

My Birthday Cake

Add colours, shapes, and patterns.
Remember the candles to show
how old you are!



Just like this!




Ask
for
help
if you
need
to do
so.



One	Six
Two	Seven
Three	Eight
Four	Nine
Five	Ten

Words Matter



I am _____ years old.



Can you copy and learn your address?

My Home

First you must look at the illustrations and choose the home that is most like your home.



Circle the home that is most like your home.



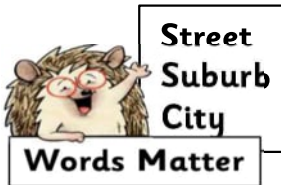

Just like this!



Last **copy** your address.
It is important that you know where you live.



Just like this!
Remember



I live at



Ask for help if you need to do so.

The orange nosed elf.



one

Look at me.

I have one knee.

I have one leg.

I have one body.

I have one head.

Do you have one head?



Tick yes or no.



Yes	No
-----	----

Look at me, Humpty.

I can stand on the wall.

This is fun!

I have one ball.

I have one bun.

I have one hat.



one

Words that rhyme with one

fun

run

done




one

one sun



Tick yes or no.



Can you see one cat?

Yes	No
-----	----





Can you follow instructions to label this image?



Glossary word

Diagram *NOUN* a drawing or plan that shows the parts of something or how the parts work together.



You will make a diagram.

Diagram

flower
leaf
stem



Just like this!

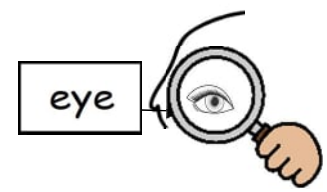
1. **Read** each noun in the Words Matter box.

2. **Choose** a noun.




3. **Look** at the image, carefully.

4. **Find** the eye and the correct label box.



5. **Fill in** the correct label noun, neatly.



When you have finished labelling the image.

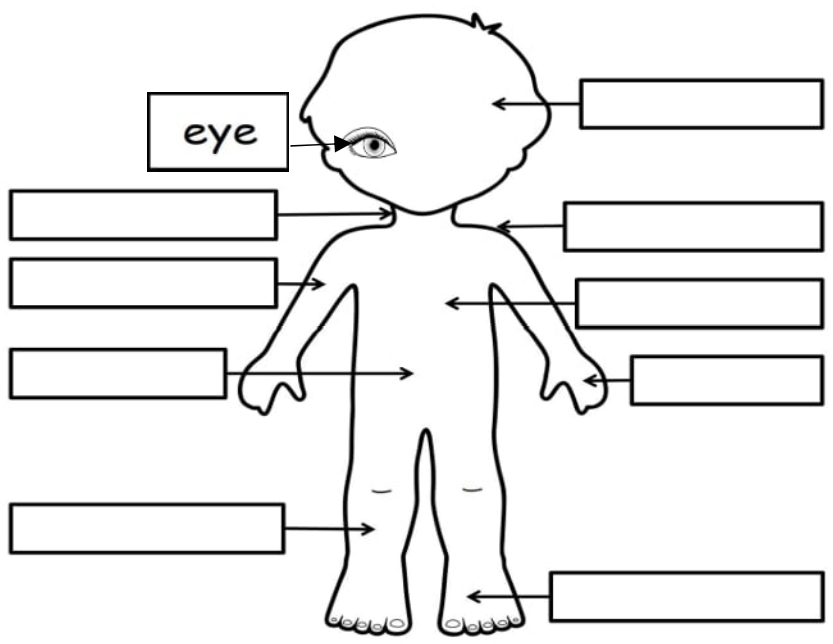
7. **Write** a title for the image.

Did you know?
You have made a diagram.



Title


The body




arm chest eye foot hand head leg neck shoulder stomach



Words Matter



Ask for help if you
need to do so.



body *NOUN* (plural **bodies**)
The body of a person or animal is all the parts
of them together.

The Grammar Gang's article 'a'



Did you know?

Sounds of letters are called phonemes.



Can you look, say, and listen to the first phoneme?




b



The vowels

a i e
o u



Consonants are
'b, c, d, f, g, h, j,
k, l, m, n, p, q, r,
s, t, v, w, x, y, z'

consonant sound

a

e

i

y one

x one

w one

v one

t one

s one

r one

q one

p one

n one

m one

l one

k one

j one

h one

g one

f one


d one

c one

b one

z one

y one



o


u




a ARTICLE

(say "uh")


a
b
c
d
e
f
g
h
i
j
k
l
m
n
o
p
q
r
s
t
u
v
w
x
y
z



Can you match the words or statement to the correct illustration?





Look at each line and then look for the illustration that matches.




Just like this!

Match
A dog and a frog sat on a wall.

Trace  **Tick one** 

a
b
c
d
e
f
g
h
i
j
k
l
m
n
o
p
q
r
s
t
u
v
w
x
y
z

 A A a @ A A a @


A dog and a frog sat on a wall.

The hen with a pen sat on a wall.

A pig in a wig sat on a wall.



A cat in a hat sat on a ball.



bcd fgh jklmn pqrst vwxyz



Ask for help if you need to do so.



Can you trace and copy three (3) statements?

Words Matter



Ask for help if you need to do so.



I



Trace and copy or write your own simple present tense statements!



see



object



pie.



fly.



thigh.

trace



copy

I see a pie.

I see a pie.



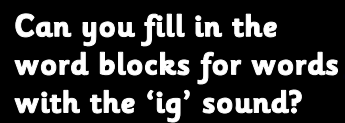
or write



I see a pie.

I see a fly.

I see a thigh.



Can you find the hidden 'ig' images in the illustration?

Where?

What?

When?

Who?

ig

ig ig

Just like this!

Follow the instructions.

Trace




Fill in



Find



Circle each image you find



Ask for help if you need to do so.



Finish one block per day!

REMEMBER TO ANNOTATE!

Circle images

10

rhyme with ten

and

dog

I

hen

pig

look

say

listen

first phoneme

match.

a

e

j

o

t

b

g

l

qu

v

Trace

the article /a/ and /A/.

A

a

an

An

ah

a

an

Let's Check

Tick the common nouns.

???

Ask for help if you need to do so.

It is alphabet time!



Where?

What?

When?

Who?

Do you know your alphabet?
Put your finger on the letter
when you say it!

Just like this!

There are 26
letters in the
alphabet!

I know
my alphabet!

I know
my alphabet!

p, q, r, s, t,

u,

v, w,

x, y, z.

f, g, h,

i,

j, k,

l, m, n,

o,

b, c, d,

e,

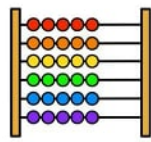
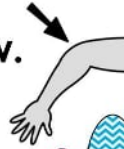
a,

I know
my alphabet!

Did you know?

Sounds of letters are
called phonemes.



aI can see **an** abacus.**I can ...****c**I can see **a** cat.I can see three **cups** and **a** can.I can see one **ant** on **an** apple.**b**I can see **a** blue bug.I can see two **bats** and **a** ball.**d**I can see **a** duck.I can see four **donuts**.**e**I can see **an** elbow.I can see five **eggs**.**f**I can see **a** fish.I can see six **flowers**.**g**I can see **green** grapes.I can see seven **gifts**.**h**I can see **a** happy hippo.I can see **a** hat.**i**I can see **an** insect **in** the ink.I can see one **igloo**.**j**I can see **a** red jelly.I can see **a** jet.**k**I can see **a** kite.I can see **a** key.**l**I can see **a** lamp.I can see **ladybugs** on **a** leaf.**m**I can see **a** mouse on **a** mat.I can see eight cats on **a** mat.**a****b****c****d****e****f****g****h****i****j****k****l****m****n****o****p****q****r****s****t****u****v****w****x****y****z**

n I can see **the** numeral **nine**. **9**



I can write my **name**.



I can trace **the** number **name** **nine**.



nine nine nine

I can count **nine** mice.

O I can see **an** **orange** **octopus**.



p I can see **a** black and white **panda**.



I can count ten **pens**.



I can see **an** **ostrich**.

qu I can see **a** **queen**.



I can see **question** marks.

r

I can colour **the** crayon **red**.



s I can see **a** bag of **seeds**.



I can see **a** **star**.



t

I can see **a** **teddy** in **a** **tree**.



I can trace **a** **triangle**.



u



v I can see **a** **van**.



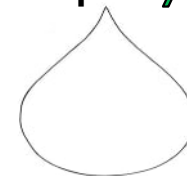
I can say **the** vowels. **a e i o u**

w I can see Humpty Dumpty on **a** **wall**.



y

I can colour **the** drop in **yellow**.



z



I can trace **the** **zigzag** line.



x I can see **a** **fox** with **a** **box**.



I can colour **the** **umbrella** **yellow**.



a
b
c
d
e
f
g
h
i
j
k
l
m
n
o
p
q
r
s
t
u
v
w
x
y
z



Can you clap the rhythm of words?



Say the word.

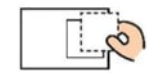
Clap the word.

Listen and count the claps.



Just like this!

Match



Humpty Dumpty sat on a wall,

Clap the rhythm.

And in a box,

Write your name, then clap your name.

Name: _____

Wizz



One, two, three,

Wizz stands next to me.

And in a box,


in front of a big tree.

A fox and an ox,

and a small buzzing bee.



1 2 3



Rhythm



two



seven



tree



Humpty



buzz



buzzing

Ask for help if you need to do so.



REMEMBER TO ANNOTATE!



rhyme with bee



Name: _____





Can you fill in the word family '-en' blocks?



Can you find the hidden word family 'en' nouns in the illustration?



Just like this!
Follow the instructions.

Trace  Fill in  Find 

Circle each image you find 

men

d

h

t

p

when



Rhyme means that the word ending sounds  the same.

B en th en

en
en
en

What?

Who?

Where?

When?



Ask for help if you need to do so.  



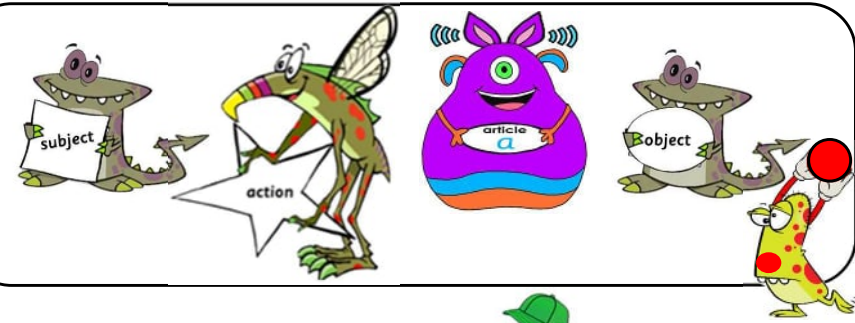
Can you trace and copy three (3) statements?

Words Matter


Ask for help if you need to do so.



Trace and copy or write your own simple present tense statements!



Humpty



sees



object



frog.



can.



bee.

trace

copy

The hen sees a nut.



or write



Humpty sees a frog.

Humpty sees a bee.

Humpty sees a can.

Can you see common nouns in the room?

Can **you** see a window?

Can you see one pencil?

Can you see a face?

Can you see one chair?

Can you see a desk?


Can you see hair?

Can you see one hand?

Can you see your name?

Just like this!
Tick yes or no.

Yes	No
-----	----



Yes	No
-----	----

Yes	No
-----	----

Yes	No
-----	----

Yes	No
-----	----

Yes	No
-----	----

Yes	No
-----	----


Yes	No
-----	----

Yes	No
-----	----




Everything in the world around us has a name: these names are called nouns.

REMEMBER TO ANNOTATE!

	the pronoun you
---	------------------------

Ask for help if you need to do so.





I can...

Think carefully and follow the instructions to complete your table.



Just like this!


Tick ✓ one column per row.

Learner Success Criteria

- 1 I can write my name.
- 2 I can control my pencil.



Key



I got this!



I'm getting this!
[with my teacher's help]



I can't do this yet!

Learner Success Criteria

1	I can begin to show that I understand words and sentences that I read.			
2	I can listen and tell my teacher about an illustration.			
3	I can find words and images that rhyme.			
4	I can use pictures in texts as cues to support understanding of unfamiliar words.			
5	I can find a common noun.			
6	I can match an illustration to a sentence.			
7	I can recognise the five vowels.			
8	I can say the 26 letters of the alphabet.			

I still need my teacher to help me with number or numbers...

--	--	--	--	--	--	--

Write down the number of your favourite type of activity.

--





Can you match the images to the simple present tense statements?









Just like this!



A pig reads a book.



A hen has a pen.



Ask for help if you need to do so.



A pig reads a book.

A hen has a pen.

A cat holds a can.

A dog sees a bone.

REMEMBER TO ANNOTATE!

highlight



common nouns



Can you find the words that rhyme with 'fat' and follow instructions?

It is rhyme time.

Humpty Dumpty sat on a hat.



Can you trace the words that rhyme with 'chat'?

that

Ask for help if you need to do so.



Rhyme means that the word ending sounds the same.

th(at) f(at)

List four common nouns that rhyme with 'that'.

Handwriting practice lines for listing words.



Just like this!


List

First
Second
Third

trace

Circle all the words that rhyme with 'fat'.

Can you see this bat?
What about that bat?



that fat cat

that rat

that bat

that mat

that hat

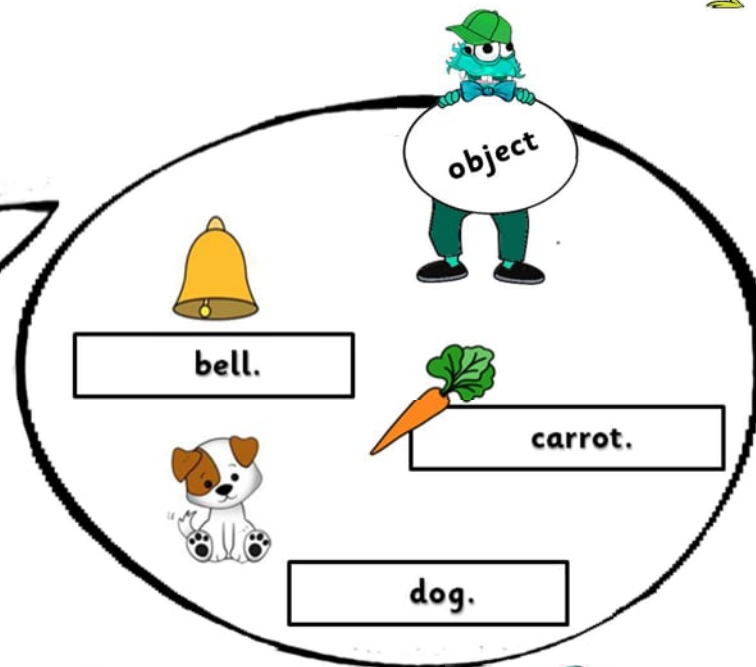
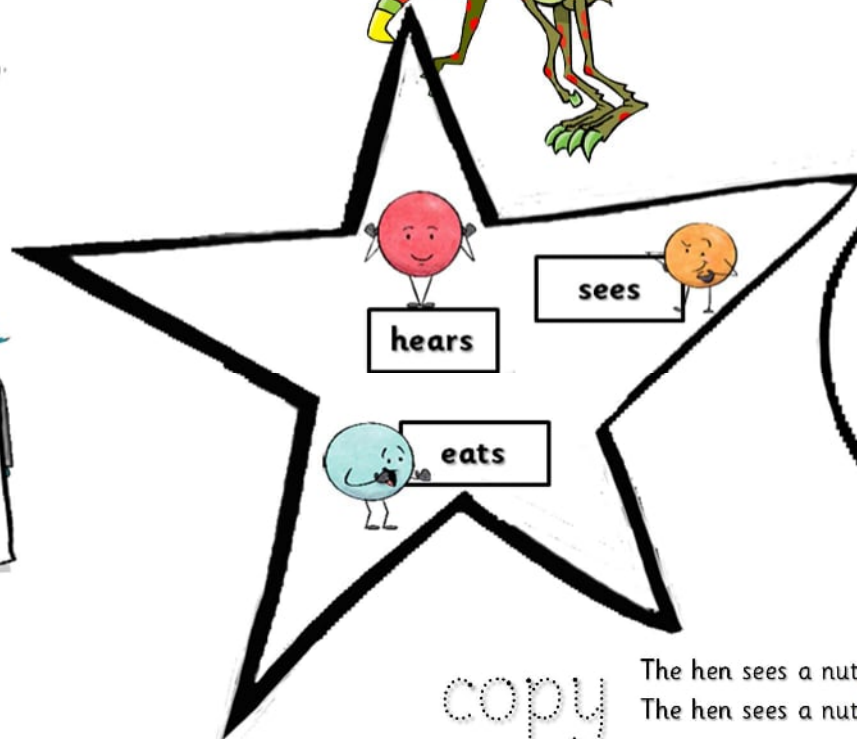

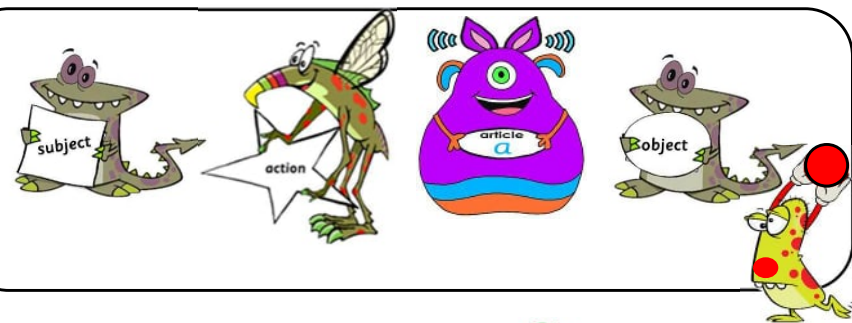
abcdefghijklmnopqrstuvwxyz



Can you trace and copy three (3) statements?


Words Matter


Trace and copy
simple present
tense statements!



trace 

copy

The hen sees a nut.
The hen sees a nut. 

Ask for help if you
need to do so. 

Humpty hears a bell.

Humpty eats a carrot.

Humpty sees a dog.

a
b
c
d
e
f
g
h
i
j
k
l
m
n
o
p
q
r
s
t
u
v
w
x
y
z

The Grammar Gang's article 'the'

The article 'the' can go before common nouns that begin with all sounds or phonemes.



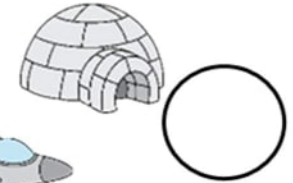







Can you say the image name and listen for the first sound?

Write the letter that matches the first sound.

Just like this!

Ask for help if you need to do so.





Can you match the images to the simple present tense statements?

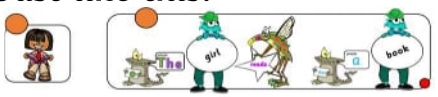


Did you know?

Sounds of letters are called phonemes.

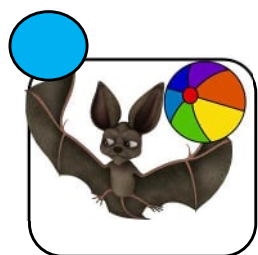


Just like this!



The bat throws a ball.

The girl reads a book.



Ask for help if you need to do so.

The bat throws a ball.

The girl reads a book.

The ant eats the apple.

The hippo wears a hat.

REMEMBER TO ANNOTATE!

highlight



common nouns



Can you clap the rhythm of words?



Say the word.

Clap the word.

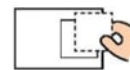


Listen and count the claps.



Just like this!

Match



Clap the rhythm.



And in a box,

Trace the capital letters.



Humpty Dumpty sat on a wall,



Humpty Dumpty had a big fall.



All the king's horses,



and all the king's men,

couldn't put Humpty together again.



Rhythm



two



seven



tree



Humpty



buzz



buzzing

trace



A B C D E F G H I J K L M N O P Q R S T U V W X Y Z

A

A

D

D

H

H

I

I



Ask for help if you need to do so.




Can you find common nouns on this page?

Just like this!
Tick yes or no.

Yes

No



Everything in the world around us has a name: these names are called nouns.

I can see an apple. 

Yes

No

I can see a bell.

Yes

No

I can see one fish.

Yes

No

I can see a dolphin.

Yes

No

I can see one drum.

Yes

No

I can see a carrot.

Yes

No

I can see one dog.

Yes

No



REMEMBER TO ANNOTATE!

highlight



common nouns

Ask for help if you need to do so.




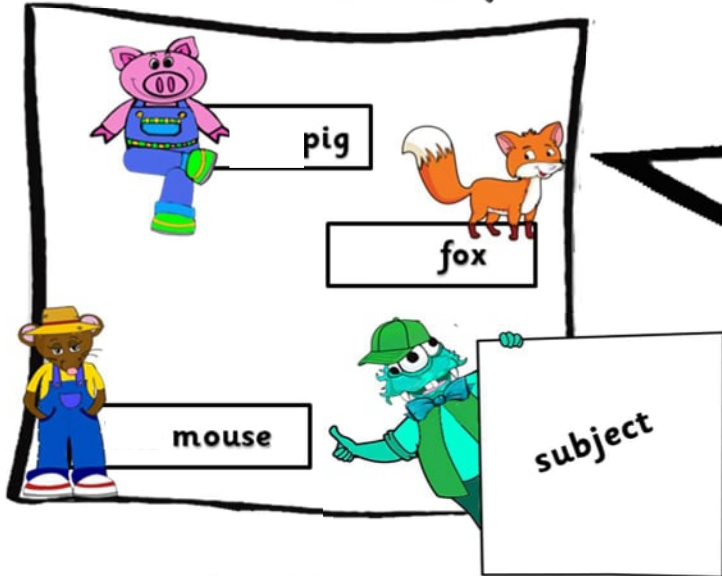


Can you trace and copy three (3) statements?

Words Matter

Trace and copy or write your own simple present tense statements!

Ask for help if you need to do so.



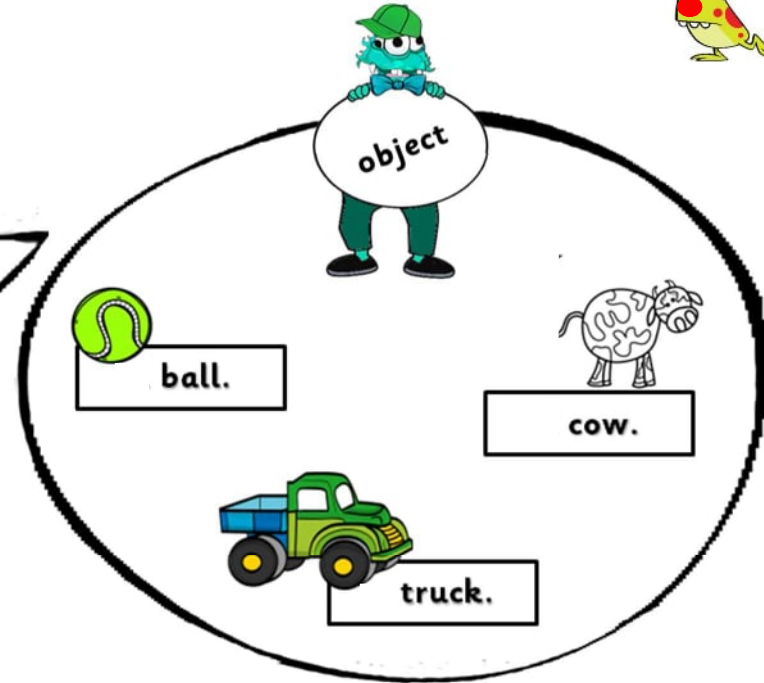
draws




pushes



throws



trace 

copy

The hen sees a nut.

The hen sees a nut.

or write 

The pig pushes a truck.

The fox throws a ball.

The mouse draws a cow.



Can you say the image name and listen for the first sound?



Look at each image and say the word. What sound do you hear first. Fill in the grapheme.



Just like this!

Follow the instructions.

Look at the image Say the word

Fill in the first letter



can


c an

It is alphabet time!

Consonants are
'b, c, d, f, g, h, j,
k, l, m, n, p, q, r,
s, t, v, w, x, y, z'

The vowels

a e
o i u



ugs



hug



Did you know?

Sounds of letters are called phonemes.



lubs



ubs



ugs



ug



un




ut



uts



uns



ud




Ask for help if you need to do so.



The Grammar Gang's

Article 'an'

Can you look, say and listen for the first phoneme?



apple



Did you know?

Sounds of letters are called phonemes.



Remember to begin a sentence with a capital letter.
An egg rolled down the hill.






Can you trace and copy three (3) statements?

Words Matter


Tracing and copying simple present tense statements!




a e i o u



elephant



ant



octopus



subject



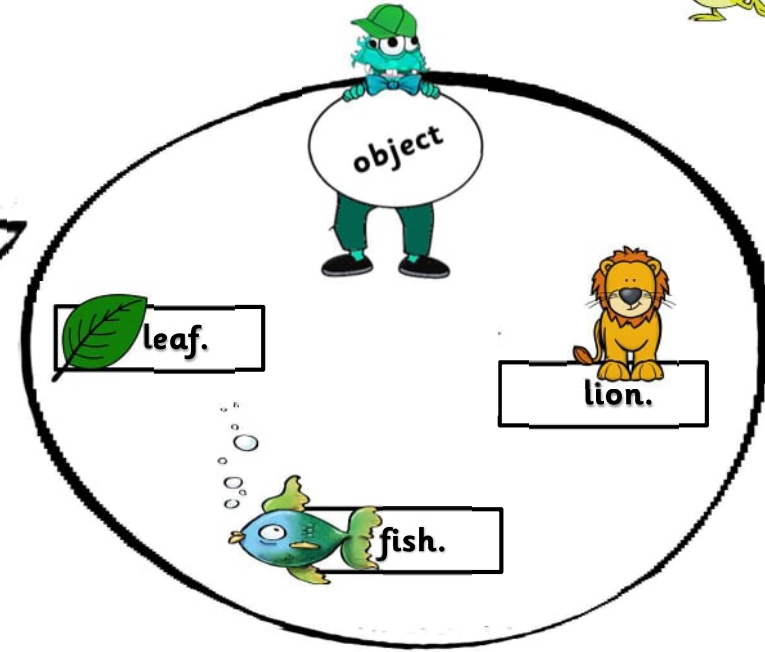
hears



sees




eats



trace  

copy

The hen sees a nut. 
The hen sees a nut.



Ask for help if you need to do so.

An elephant hears a lion.

An ant eats a leaf.

An octopus sees a fish.



Can you control your pencil?

Sharpen your pencil!
Feet flat!
Hold your page still!



Just like this!

Trace



3

abcdefghijklmnopqrstuvwxyz

three

th

the



I see three apples in the tree.



Did you know?


Sounds of letters are called phonemes.



three



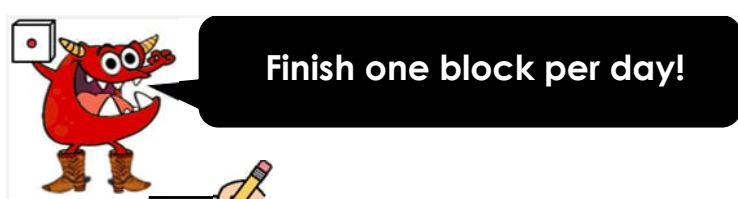
three



article
the

Ask for help if you need to do so.





Finish one block per day!



Fill in the missing vowel graphemes.

b c d f g h

j k l m n

p q r s t v w x y z



Read the statement. Then look at the images.
Tick the image that matches the statement.

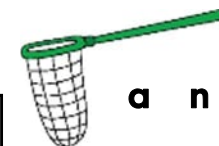


A red dog sat on a mat.



A cat sat on a chair.



look say listen first phoneme circle the grapheme.



REMEMBER TO ANNOTATE!

highlight



the article /a/


A dog and a cat,

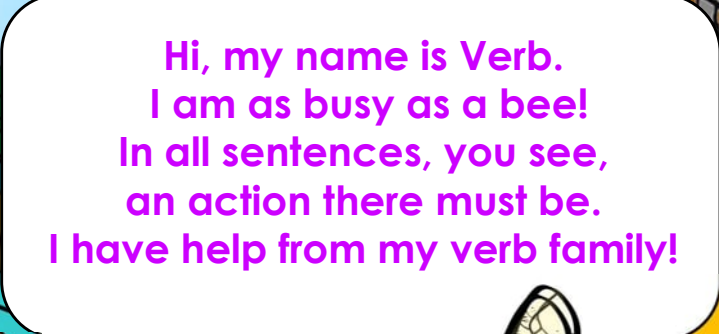
went to shop for a hat.

They met a fat rat.

They met an ant and a thin dog.


Then they met a red frog.







I can **jump** up!



I **jump** up, up and up!



I can **jump** up and down!



Look, I can **jump**!



Jump up and down!



I can **jump** up and down!



Can you jump?

☐ I can jump.

☐ I cannot jump.

Who Has a Body?

I am an ant.
I am an insect.
I have a body.



b

I am a bear.
I have shoulders.
I have a body.



I am a cat.
I have a body.

c



d

I am a dog.
I have a body.
I have a chest.



I am an elephant.
I have a body.
I have thick skin.



e



Body


Say bod-ee

I am a frog.
I have a body.



f



g



I am a giraffe.
I have a body.
I have a long neck.

I am a human.
I have a body.
I have hands.
I have feet.

h



I am an insect.
I am a butterfly.
I have a body.



j



I am a jellyfish.
I have a body.



Did you know?



That a body
is all the
parts of an
animal or
human.

k

I am a kangaroo.
I have a body.
I have arms.



l

I am a lion.
I have a body.
I have four legs.




m

I am a mammal.
I am a bat.
I have a body.



I am a narwhal.
I have a body.

n



I am an owl.
I have big eyes.
I have a body.

o

I am a parrot.
I have a body.

p



I am a rabbit.
I have a body.
I have long ears.

r



I am a seahorse.
I have a body.
I have fins.

s



t



I am a tortoise.
I have a body.



q

I am a queen snake.
I have a body.
I have no legs and no arms.



w

I am a whale shark.
I am a fish.
I have a body.



x



I am a fox.
I have a body.
I have a head.



u

I am an umbrella bird.
I have a body.



v

I am a vulture.
I have a body.



I am a zebra.
I have a body.
I have hips.

z




y

I am a yellow sac spider.
I have a body.
I have eight legs.



Humans and all
animals
have a body.



I am as busy as a bee!

Where?

What?

When?

Verbs or action words must be in every sentence or clause.

action word

Beatrix

jumps

Who?

Lenny

reads

Fred Fox

hides

Humpty

Ronald

eats

hugs

kicks

runs

Tin Man

Henry

Can you see Tin Man?

Yes

No

He kicks the ball.

Yes

No



SIMPLE PRESENT TENSE

Can you read the sentence and tick the answer?



Henry **runs** on the green grass.

verb

Where?

What?

When?

Who?

These are **actions** that **happen often**. They are simple **present tense verbs**.

Look at me!
I can do actions.
I can **run** on the green grass.



run

runs

see



tick

Can you **see** Henry?

Yes

No

Runs is the action word of this statement.

He **runs** on the green grass.

Yes

No

Can you run?

☐ I can run.

☐ I cannot run.





Can you match the images to the simple present tense statements?




Just like this!

The girl reads a book.

The bat throws a ball.

Ask for help if you need to do so.



article A

kangaroo

jumps


A kangaroo jumps over a book.



article A kangaroo jumps over article a book


A kangaroo jumps.

The seahorse swims.



article The seahorse swims

The tortoise eats the grass.



article A tortoise eats article the grass

REMEMBER TO ANNOTATE!

<u>underline</u>	verb or action word
------------------	---------------------



Can you follow the illustrations as cues to support your understanding of unfamiliar words?



The colour words are green, red, yellow and black.



Just like this! Read the 'bossy verbs'.

- Colour
- Draw
- Trace

a
b
c
d
e
f
g
h
i
j
k
l
m
n
o
p
q
r
s
t
u
v
w
x
y
z




My name is Bossy Verb. I tell you what to do!

colour



draw



trace



REMEMBER TO ANNOTATE!	
	rhyme with free

Colour one triangle red.



Colour one circle green.



Draw one black and yellow bee.



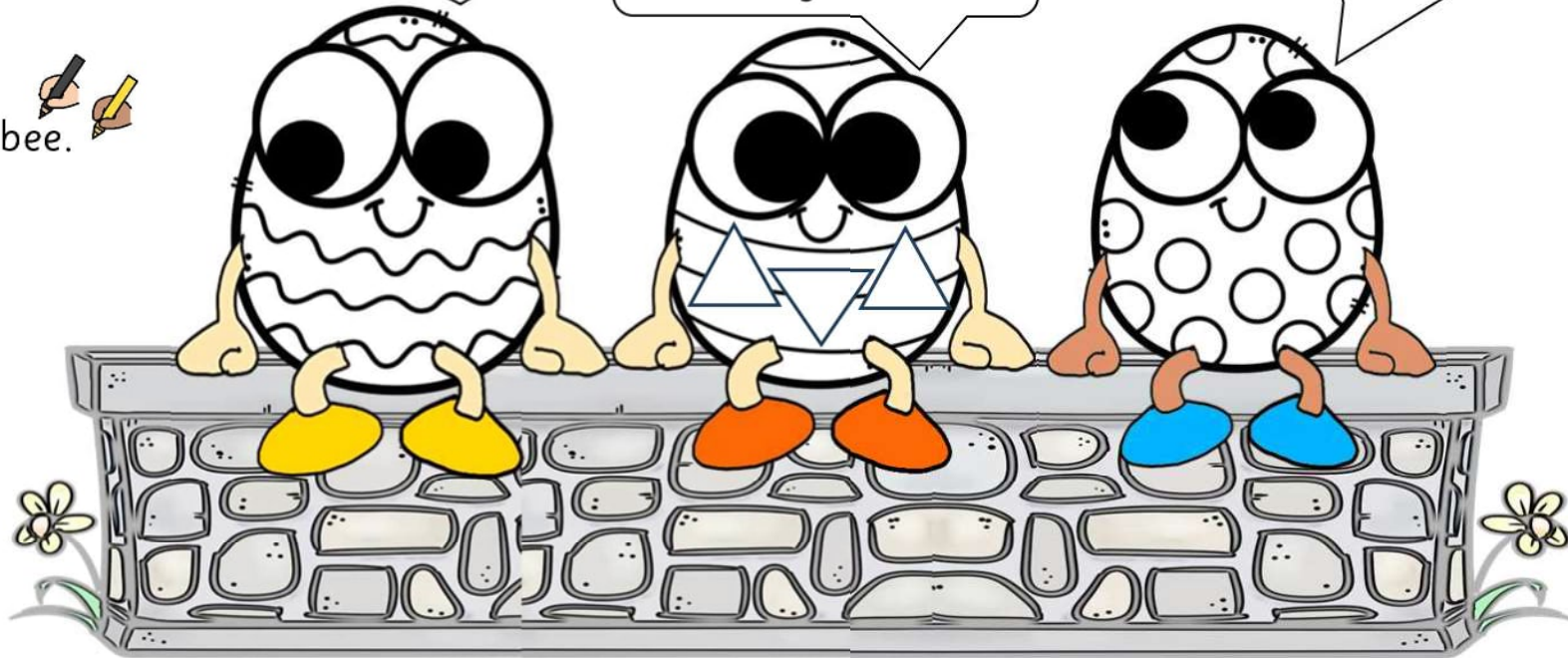
List of colours
black
green
red
yellow



We are three small eggs.

We have arms and hands.
We have legs.

We have eyes to see,
The black and yellow bee.



abcdefghijklmnopqrstuvwxyz



Can you trace, complete and copy three (3) statements?

Words Matter

Ask for help if you need to do so.



Trace and complete the simple present tense statements!




REMEMBER TO ANNOTATE!

underline

verb or action word

Humpty



reads

picks

throws

object

ball.

book.

flower.


trace  complete 

Humpty reads a book.

Humpty picks

Humpty

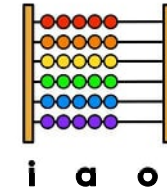
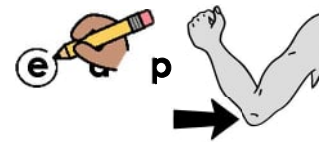
Finish one block per day!



Circle the common nouns that begin with the consonant phoneme /d/.



look say listen first phoneme circle the grapheme.



Fill in the missing consonant graphemes.

abc e fg hi



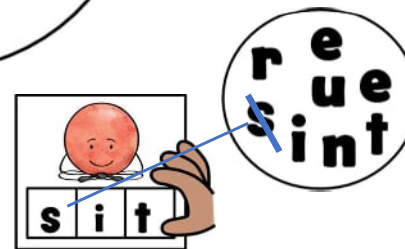
jkl no

qrstu

vwx y

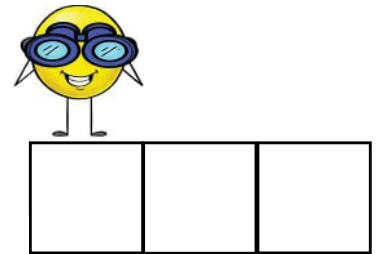




Build two more verbs with these letters.




Consonants are 'b, c, d, f, g, h, j, k, l, m, n, p, q, r, s, t, v, w, x, y, z'

The vowels
a e
o i
u



Ask for help if you need to do so.





Can you trace and copy three (3) statements?

Words Matter

Ask for help if you need to do so.



hen



cat



dog



subject

Trace and copy or write your own simple present tense statements!



sees

smells

eats

object

fish.

nut.

bone.

trace  complete 

copy

The hen sees a nut.

The hen sees a nut.

or write 

A hen sees

A dog smells

A cat eats



I can...

Think carefully and follow the instructions to complete your table.



Just like this!


Tick ✓ one column per row.

Learner Success Criteria

- | | |
|---|--------------------------|
| 1 | I can write my name. |
| 2 | I can control my pencil. |



Key



I got this!



I'm getting this!
[with my teacher's help]



I can't do this yet!

Learner Success Criteria

1	I can read and copy a statement.			
2	I can follow simple instructions.			
3	I can find capital or upper-case letters.			
4	I can find words that rhyme.			
5	I can read the high frequency words: and, all, I, an, the, and a.			
6	I can tell the first sound [phoneme] of a word and write the correct letter [grapheme].			
7	I can recognise the five vowels.			
8	I know the 26 letters of the alphabet.			

I still need my teacher to help me with number or numbers...

--	--	--	--	--	--	--

Write down the number of your favourite type of activity.

--



The Grammar Gang's connective word 'and'.



Can you read the statements?

and adds new information.

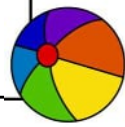
I see a bat



and



a ball.




I see a fish



and



a flower.



REMEMBER TO ANNOTATE!

<u>underline</u>	verb or action word
------------------	---------------------



I see an octopus



and



an ostrich.



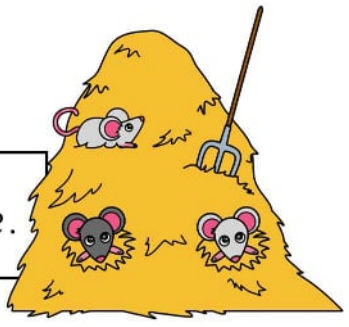
I can see one mouse



and



two more mice.



The connective word 'and' adds new information.

a
b
c
d
e
f
g
h
i
j
k
l
m
n
o
p
q
r
s
t
u
v
w
x
y
z

Can you match the statement to the correct illustration?

Look at each statement and then tick the illustration that matches.

Just like this!

Trace An elephant **and** an ostrich stand under a tree.





Tick one

a
b
c
d
e
f
g
h
i
j
k
l
m
n
o
p
q
r
s
t
u
v
w
x
y
z




a e l o u


An elephant and an ostrich stand under a tree.



An octopus and three insects on a mat.



An astronaut and an elf in a box.



REMEMBER TO ANNOTATE!

highlight

common nouns

An An an an An An an an

Ask for help if you need to do so.



Humpty **sits** on a ball.

**action
word**



Look at me!
I can do actions.
I can **sit** on a ball.



These are
action words.

sit

sits



Can you **sit** on a big ball?

Yes

No

REMEMBER TO ANNOTATE!

underline

verb or action word




Ask for help if you
need to do so.



Humpty **sits** on a ball.

Yes

No



Can you sit?

I can sit.

I cannot sit.



Can you tree?

I can tree.

I cannot tree.



Can you sing?

I can sing.


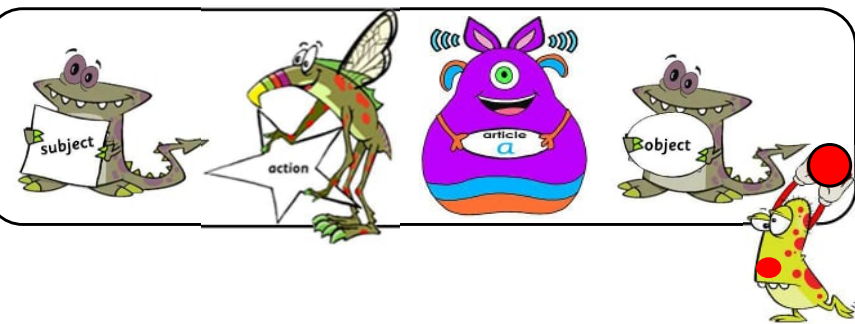
I cannot sing.



Can you write three (3) statements?

Words Matter

Write simple present tense statements!



Humpty



Wizz



Henry



sees



object



queen.



tree.



frog.



Ask for help if you need to do so.




write



Handwriting practice lines with dashed midlines and solid top/bottom lines.



Can you control your pencil to finish this task?



two
teacups wobble over

Add two more legs.



two

Sharpen your pencil!
Feet flat!
Hold your page still!






Just like this!
Trace



Tea for two



two



Two dogs must find two bats.

Words that rhyme with
two


you

shoe

blue



You are like two peas in a pod.




two

You
have one blue shoe,
and I have two.



Two frogs row.



Ask
for
help
if you
need
to do
so.

Buzzzzzzzz



Lenny **reads** a book.

action
word

Look at me!
I can do actions.
I can **read** a book.



These are **actions**
that **happen often**.
They are simple
present tense verbs.

read

reads



Can you **read** a book?

Yes

No

Where?

What?



When?

Who?

SIMPLE **PRESENT** TENSE

I can **hit** a ball.




Beatrix **hits** a ball.



hit

hits



ball

Can you **hit** a ball?

Yes

No

She **hits** a ball.

Yes

No

LET'S LOOK AT

What happened?

THE PLOT

later

Climax

Turning Point

Let's listen actively as your teacher tells this tale! Try to point to the step and image as you listen.

then

after that

Rising Action

So

I am sorry!

Falling Action

next

Rising Action

The next day

Falling Action

THE THREE LITTLE PIGS

Adapted

At the beginning

Beginning or Introduction

Lived happily ever after.

Ending or Resolution

Can you find clues on this page?



Just like this!
Tick yes or no.

Yes	No
-----	----



Everything in the world around us has a name: these names are called nouns.

I can see three pigs.

Yes	No
-----	----

I can see a wolf.

Yes	No
-----	----

I can see one balloon.

Yes	No
-----	----

Can you see the straw?

Yes	No
-----	----

I can see a chimney.

Yes	No
-----	----

Can you see a dress?

Yes	No
-----	----

Can you see a bow?

Yes	No
-----	----

Can you see one roof?

Yes	No
-----	----



REMEMBER TO ANNOTATE!

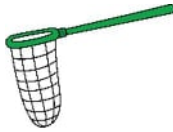
highlight		common nouns
-----------	--	--------------

Ask for help if you need to do so.




Finish one block per day!

Circle the common nouns that begin with the consonant phoneme /d/.



9



REMEMBER TO ANNOTATE!

the

highlight

the

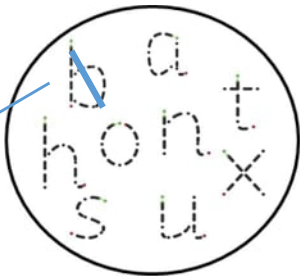
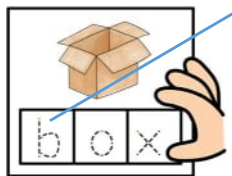
the

the

Ask for help if you need to do so.



Build two more common nouns with these letters.



--	--	--



--	--	--

Read the statement. Then look at the images. Tick the image that matches the statement.

I see an ant and a bee in a book.



Humpty sits on a hat.



Buzzzzzzzz



Beatrix **hugs** her soft teddy.

**action
word**

Look at me!
I can do actions.
I can **hug** my soft teddy.



These are **actions**
that **happen often**.
They are simple
present tense verbs.

hug

hugs



tick

REMEMBER TO ANNOTATE!

<u>underline</u>	verb or action word
------------------	---------------------

Can you hug a soft toy?

Yes

No

Beatrix hugs her soft teddy.

Yes


No



Can you umbrella?

☐ I can umbrella.

☐ I cannot umbrella.



Can you talk?

☐ I can talk.

☐ I cannot talk.



Can you cut?

☐ I can cut.

☐ I cannot cut.

It is rhyme time.

What can you tell your teacher about this illustration?

Rhyme means that the word ending sounds  the same.

dog frog

What?

Where?

Who?

When?

hen
pen
ten

Let's listen actively!

dog



frog



fin



pin



3



can and van





Can you find the nouns that rhyme with 'jog' and follow instructions?

It is rhyme time.






List four **common nouns** that rhyme with 'jog'.

Handwriting practice lines with the word 'jog' written vertically on the left side.



Just like this!


List  **trace** 

Circle all the nouns that rhyme with 'jog'. 

Humpty Dumpty sat on a log.



Can you see a frog and a dog on the log?



Can you trace the words?

the

the clog

the dog

the frog



The frog and the dog sit on a log.

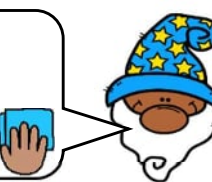
Ask for help if you need to do so.





Can you control your pencil to finish this task?

Sharpen your pencil!
Feet flat!
Hold your page still!



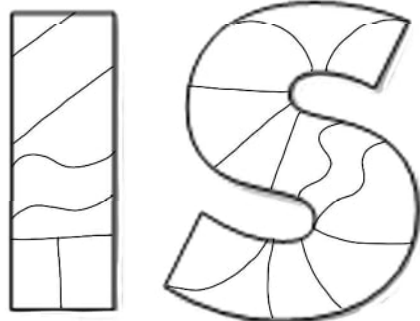
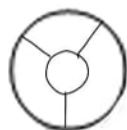
Just like this!
Trace



Wizz is going home.



is



Ed is in a triangle.

is



Fay is flying to Wizz.

Humpty is in a square.


is



Humpty is happy.

He is sitting on a hat.

is



Ask for help if you need to do so.


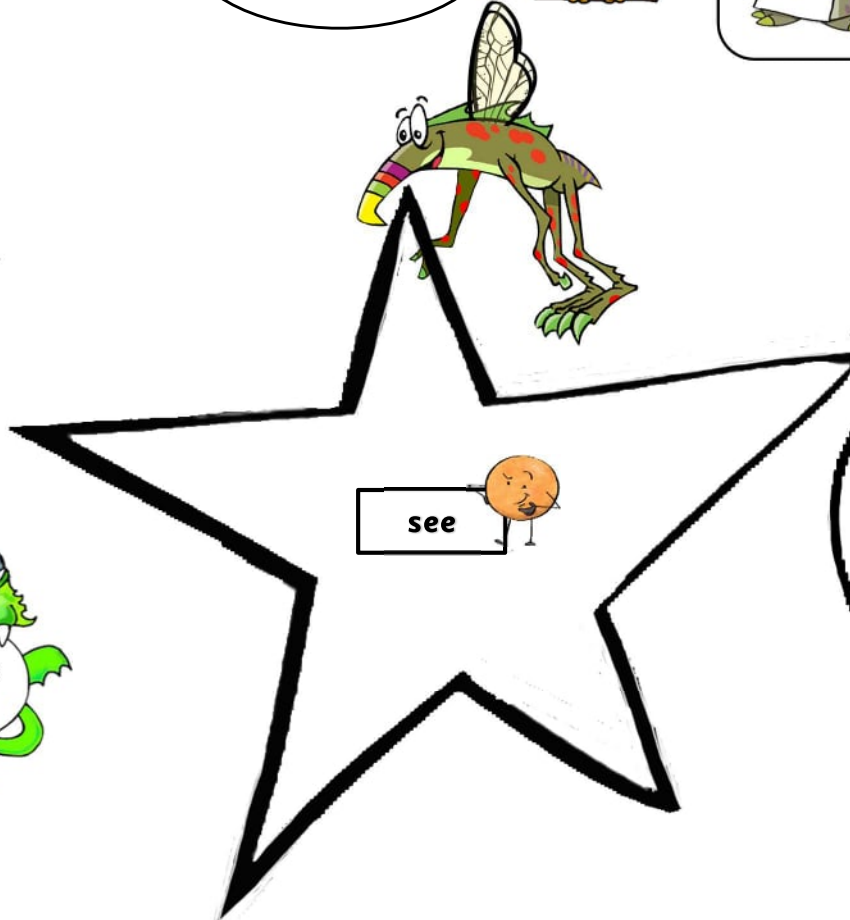

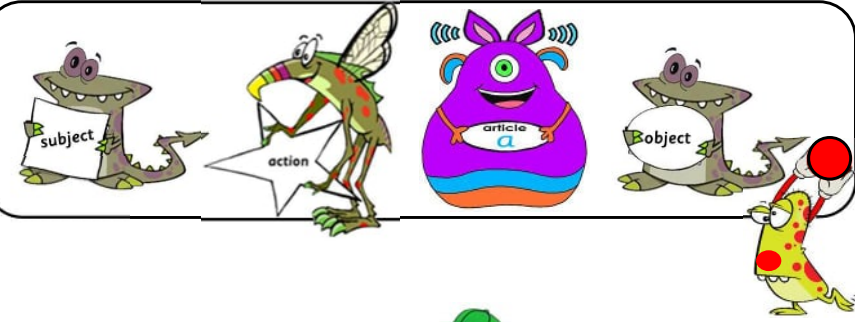




Can you write three (3) statements?

Words Matter

Write
simple present
tense statements!



write 

Handwriting practice lines consisting of multiple rows of solid top and bottom lines with a dashed middle line for letter height guidance.

It is time to listen for the last or final sound!

What?

Where?

When?

Who?

Last sound!

Use your ears to hear!!

b - a - t

Sharpen your pencil!

Write down the last letter sound that you hear.

Listen!

Look at our boards!

Last Letter

sound

Did you know?



Sounds of letters are called phonemes.




a
b
c
d
e
f
g
h
i
j
k
l
m
n
o
p
q
r
s
t
u
v
w
x
y
z





Can you say the image name and listen for the phoneme?

Look  at the picture sound out the word and listen  for the last letter.







Just like this! 

First 

Second  b - a - t

Lastly, write the last grapheme.

			
t			

It is alphabet time!

@ bir

@ ca

@ ca



@ pe

@ pi



@ li

@ shee




@ ha

@ quee




@ bu

@ fox

Ask for help if you need to do so.  

Consonants are 'b, c, d, f, g, h, j, k, l, m, n, p, q, r, s, t, v, w, x, y, z'

The vowels
a i e
o u



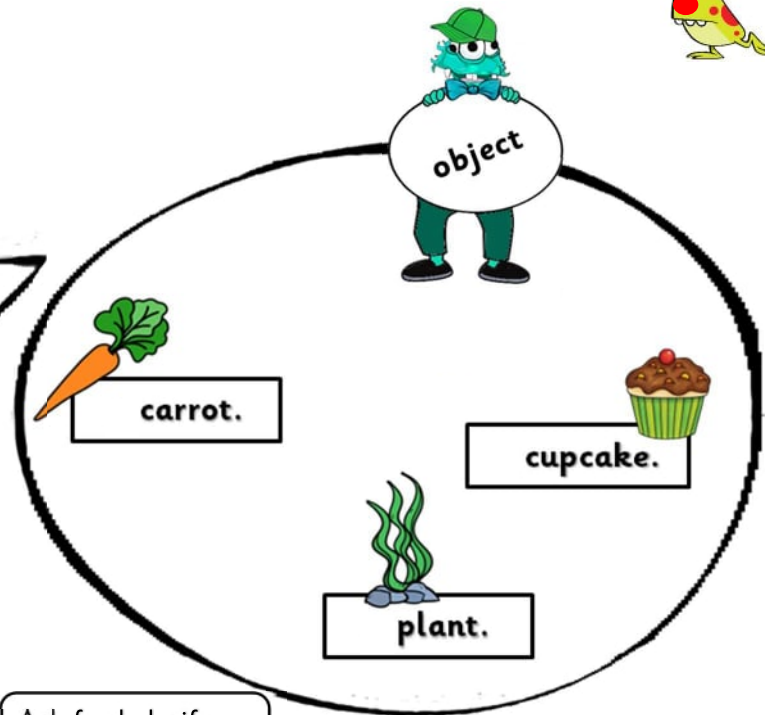


trace  b c d f g h j k l m n p q r s t v w x y z



Can you write three (3) statements?

Words Matter


Write
simple present
tense statements!




write 




Handwriting practice lines consisting of multiple rows of dashed lines on a solid background.






Finish one block per day!







look  say  puzzle listen  first phoneme p  match. 

REMEMBER TO ANNOTATE!

		circle
--	---	--------



p e j o

h
g
l
qu



How many full stops did you annotate?



 Circle the common nouns that end with the consonant phoneme /x/.




Trace  capital letters  lower-case letters. 



Consonants are 'b, c, d, f, g, h, j, k, l, m, n, p, q, r, s, t, v, w, x, y, z'

The vowels
a e
o i u

Ask for help if you need to do so.






Can you order the steps to draw Frank Frog?
Then can you draw the frog?



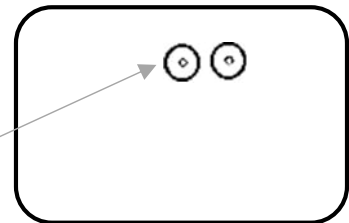

1. 'Choose' what to draw first, second, third, fourth, fifth and sixth.







2. Follow the steps and draw the frog.







Just like this!
List the words first, second, third, fourth, fifth and sixth next to the correct step.
Then **follow** your steps to draw the frog.
Start with the eyes. Next, add the head and smile.






















Ask for help if you need to do so.



 **sequence** (say see-kwens) **NOUN** sequences



I can...

Think carefully and follow the instructions to complete your table.



Just like this!


Tick ✓ one column per row.

Learner Success Criteria

- 1 I can write my name.
- 2 I can control my pencil.



Key



I got this!



I'm getting this!
[with my teacher's help]



I can't do this yet!

Learner Success Criteria

1	I can follow instructions to draw an animal.			
2	I can control my pencil to trace and write.			
3	I can trace and write all upper-case and lower-case letters.			
4	I can find words that rhyme.			
5	I can follow the plot of a story.			
6	I can tell the first sound [phoneme] of a word and write the correct grapheme.			
7	I can write a statement.			
8	I can find and name common nouns.			

I still need my teacher to help me with number or numbers...

Write down the number of your favourite type of activity.



--	--	--	--	--	--	--	--

--





Can you fill in the first letter [grapheme] of these words?



Look at each image and say the word. What sound do you hear first. Fill in the letter.



Just like this!

Follow the instructions.

Look at the image



Say the word

can

Fill in the first letter




c an

It is alphabet time!

Consonants are
'b, c, d, f, g, h, j,
k, l, m, n, p, q, r,
s, t, v, w, x, y, z'

The vowels


a e
o i u



ed



et



op



in



in



op



ed



ot



ip



et



win



Ask
for
help
if you
need
to do
so.







Can you write three (3) statements?


Words Matter

Write
simple present
tense statements!



Ask for help if you
need to do so.

Wizz




drinks



eats

object



apple juice.



orange.



ice-cream.

write





Can you fill in the word family '-og' blocks?

cl

l

d

fr

trace 

the

the



Can you find the hidden word family '-og' nouns in the illustration?



og og



Just like this!
Follow the instructions.

Trace  Fill in  Find 
Circle each image you find 

What?

Where?

Who?

When?

The frog sits on the books.



Ask for help if you need to do so.

a
b
c
d
e
f
g
h
i
j
k
l
m
n
o
p
q
r
s
t
u
v
w
x
y
z



Can you fill in the first letter [grapheme] of these nouns?

It is alphabet time!



Look at each image and say the noun. What sound do you hear first. Write the letter.



Just like this!

Follow the instructions.

Look at the image Say the noun

Fill in the first letter



can

c an



Did you know?

Sounds of letters are called phonemes.



ag



rab

ad



am


ap



Consonants are
'b, c, d, f, g, h, j,
k, l, m, n, p, q, r,
s, t, v, w, x, y, z'


The vowels

a i e
o u



ad

am



ap

ap



an



an

trace ☆

Ask for help if you need to do so.



bcd fgh jklmn qrst vwxyz



Can you find the words that rhyme with 'when' and follow instructions?



Sometimes rhyming words have ending sounds that are spelt the same. Like **clock**  and **sock** .



Just like this!

List  **First**
Second
Third

trace 

Circle all the nouns that rhyme with 'when' 

It is rhyme time.

Humpty Dumpty sat in a den.



List five **nouns** that rhyme with 'when'.

Handwriting practice lines with a vertical column of circles on the left for letter tracing.

Can you see a pen, a hen, men and the numeral 10?



Can you trace the word 'when' in blue and the word 'then' in red?

then

when

that

when

then

when

Ten men in front of a den.








Ask for help if you need to do so.










Can you clap the rhythm of words?








I am an ant.

I am an insect.





I have a body.









Say the word.

Clap the word.


Listen and count the claps.

I am a frog.











I have a body.








Just like this!

Match









Humpty Dumpty sat on a wall,

Clap the rhythm.












And in a box,






I am a frog.

a
b
c
d
e
f
g
h
i
j
k
l
m
n
o
p
q
r
s
t
u
v
w
x
y
z









I am a human.

I have a body.

I have hands.

I have feet.






I am a fox.








I have a body.













I have a head.








Rhythm










two





seven




tree






Humpty







buzz






buzzing




Rhythm










two













seven



tree












Humpty



buzz







buzzing














Humpty Dumpty sat on a wall,















Humpty Dumpty had a big fall.















I am a cat.




I have a body.


I am a seahorse.



I have a body.

I have fins.



Ask for help if you need to do so.



Can you follow the 'bossy verbs' to finish this task?



The colour words are green, red, blue, yellow, purple, black and orange.



Just like this!
Read the 'bossy verbs'

Colour



Draw



Trace



My name is Bossy Verbs.
I tell you what to do!

colour



draw



trace



Colour my tail green and the spikes red.

Colour two teeth yellow.

Colour one leg blue.

Colour one arm orange.

Colour my horns black.

Colour my nose red.

Draw three circles on my stomach.

One circle must be purple.



A key

Colours

black



blue



green



orange



red



purple



yellow



abcdefghijklmnopqrstuvwxyz

Ask for help if you need to do so.



Finish one block per day!

Find and trace the proper nouns.





Ask for help if you need to do so.

cat owl girl


Humpty Wizz

boy



Read the statement. Then look at the images.
Tick the image that matches the common nouns.

A hen sees an umbrella.



A dog sees a frog.



look

say

pig

listen

last phoneme

g

match.

g

e

m

o

h

s

t

n



Trace the article /an/

and the article /a/

A a @

an and an

an a an



Can you find clues on this page?



I can touch my nose.



My knees can touch water.

I can touch my desk.

Can you touch a feather?

My feet touch grass.

My elbows touch a jersey.

My legs touch a blanket.

Can you touch a raindrop?

Just like this!
Tick yes or no.

Yes	No
-----	----



Everything in the world around us has a name: these names are called nouns.

Yes	No
-----	----

Yes	No
-----	----

Yes	No
-----	----

Yes	No
-----	----

Yes	No
-----	----

Yes	No
-----	----

Yes	No
-----	----

Yes	No
-----	----



Ask for help if you need to do so.



REMEMBER TO ANNOTATE!

highlight		common nouns
-----------	--	--------------



Can you match the word pairs that rhyme and follow instructions?



Sometimes rhyming words have ending sounds that are spelt the same. Like clock and sock.



Just like this!

Can you trace rhyming words in the same colour?



Can you circle the words that rhyme in four different colours?



It is rhyme time.

Humpty Dumpty cut paper and the ant had a nut.



Can you trace the words that rhyme in the same colour?

trace

a bug

one bun

a nut

a jug

a cub


a club

the sun

one mug

to cut


but









REMEMBER TO ANNOTATE!



the article 'a'



Ask for help if you need to do so.



LET'S LOOK AT

INTERPRETATION OF TEXTS
STORY ELEMENTS



Did you know?

Characters are not settings

or events.

Characters are not objects that cannot speak, feel, think, or act.



**CHARACTERS
YOU HAVE MET...
SO FAR**



**THE
THREE
LITTLE
PIGS**



**The Three Little Pigs
are the main characters.**

Humpty Dumpty is the main character.



A
character's
looks.



Appearance



Yay!



feelings



actions



thoughts



speech or dialogue

Collect Clues

**My head
feels bad!**



**MAIN CHARACTERS
YOU WILL MEET NEXT.**



**Tommy Tortoise and Henry Hare
in the fable 'The Hare and the Tortoise'.**

It is time for a sleep over and a fable!

A fable

by Aesop
adapted

The characters are often animals.

A fable!

I remember a fable called 'The Tortoise and The Hare'!
A fable is a short story that teaches a lesson!

The lesson about how we should all behave!

A fable!

Many fables were written by Aesop, long, long ago!

Yay!

Yipee!

A fable!

Just like this!

Setting - **Where** is Humpty?

- **When** - time of day and season?

Characters - **Who** do you see in the illustration?

Event - **What** is happening in the illustration?

It began with a trip in a jet.
With animals, wise and old, young and bold.
They were all so excited to be invited,
by the king, to see the Great Race begin!



Safari Air

What?

Where?

Who?

When?

Just like this!

Setting - Where is Humpty?

- When – time of day and season?

Characters - Who do you see in the illustration?

Event - What is happening in the illustration?



Can you tell what the animals feel about Henry Hare's words?

Look at the animals faces for clues!



Just like this!



Read the statements and tick one.



Tick one




They are happy because he boasted about winning.



They are shocked because he bragged about winning.



Ask for help if you need to do so.





Can you write a statement or two to tell how Tommy is feeling?

Look at Tommy's face for clues!



Just like this!

Look



Write

Tommy feels



Tommy you are so slow, you will never win!

start

Ready!
Steady!
GO!!!

LET THE RACE BEGIN!

Where?

What?

When?

Who?

Good luck
Henry and Tommy!

You may use the Words Matter list.



sad
happy
angry
cross
excited
good
strong
fast
slow



Words Matter

Ask for help if you need to do so.



Tommy feels



Can you finish these statements about the race?




Look at the illustrations for clues!



Just like this!

Finish the statements.

You may use the Words Matter list.



First



Second



1st

Henry runs past
one

2nd

Henry runs faster
than

3rd

Tommy was far

Third



deer, rhino, hedgehogs, vulture, skunk, fox, elephant, lioness, far behind, in front, faster than.

Ask for help if you need to do so.





Can you read along?
Then, can you write in the Tommy's thought bubble?
Start with the words 'Shhhh, I am'.




Look at Tommy's
face for clues!



Just like this!



Then **finish** the sentence in the thought bubble.
You may use the Words Matter list.



Henry Hare sat down in front of a rock.



"That tortoise will never win!" he thought.



Henry Hare fell asleep.

Tommy Tortoise kept running.

He waved at the bear as he went past.



passing, going past, shhhh!, walking
slowly past, Henry Hare, running past.

Words Matter

Ask for help if you
need to do so.





Can you write a statement to tell how you feel about Tommy winning?




You must start your sentence with 'I feel'.




Just like this!

Write a statement.
You may use the Words Matter list.



Tommy Tortoise kept running.
He didn't stop until he got to the end of the race.



Words Matter

- sad
- pleased
- happy
- angry
- cross
- excited
- good
- strong
- fast
- thrilled

Ask for help if you need to do so.



I feel _____



Can you find the line with the missing capital letter and full stop? Then, can you write the statement correctly?



Write carefully in your best handwriting!



Just like this! Sharpen your pencil!
Feet flat!
Hold your page still!



The cheering woke Henry Hare.
He ran as fast as he could, but he was too late.
The Tommy had won.
The Great Race was over!



Tommy Tortoise said, "Don't cry, Henry."
He added, "We can share the golden cup."
we are both winners because we learnt a lesson

Ask for help if you need to do so.



Handwriting practice lines consisting of a solid top line, a dashed middle line, and a solid bottom line.



Can you write in your own words?



What does Henry Hare feel after Tommy shares the 'golden cup'?



Just like this!

Look at Henry Hare's face.



Then write in the thought bubble.
You may use the Words Matter list.

A large thought bubble with a spiral binding on the left side, containing several horizontal lines for writing.



sad
pleased
happy
angry
cross
excited
good
strong
fast
thrilled
friend
learnt
lesson
better



Words Matter

Ask for help if you
need to do so.






Can you copy the lesson the animals learnt onto the lines below?



Just like this! Sharpen your pencil!
Feet flat!
Hold your page still!



That night, when the breeze blew through the woods,
the animals had a party, wise and old, young and bold.
The animals had all learnt a lesson or two during the race.

Keep trying,
even if it
seems hard!

Keep trying,
even if it
seems hard!

Keep trying,
even if it
seems hard!

Keep trying,
even if it
seems hard!

Keep trying,
even if it
seems hard!

What?

Where?

When?

Who?

Ask
for
help
if you
need
to do
so.



Can you write a caption for this photograph?

A caption adds information to an image.


Caption



In your own words tell or describe what is happening in the photograph.

Just like this!

Add information to this photograph.




You may use the Words Matter list.




share
podium
first place
winners
golden cup
great race
celebrate
happy
animals
together
yay

Words Matter

Ask for help if you need to do so.






Finish one block per day!





Build two more **verbs** with these letters.





Letters in a circle: p, i, j, n, m, s, u, g


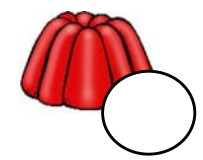




Letters in a circle: r, e, s, i, n, t

 Tick the common nouns that begin with the consonant phoneme /t/.











Let's Check








Consonants are 'b, c, d, f, g, h, j, k, l, m, n, p, q, r, s, t, v, w, x, y, z'

REMEMBER TO ANNOTATE!

Circle images  rhyme with bat

Ask for help if you need to do so.



Fill in the missing letters or graphemes.

a c d e f g h


j k l m n

p q r s t

v x y z

The vowels

a, e, i, o, u





Can you follow visual instructions to carry out an activity?



Make one group of common nouns that rhyme with bee.



3



look



say



listen



first phoneme

b



write the grapheme.




Bb C

6



Ss



Trace



capital letters



lower-case letters.



Nn

dD

lL

Mm

bB

hH

Gg

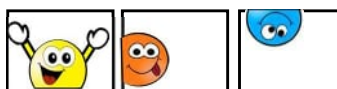
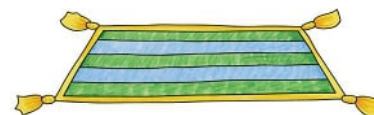


Make one group of common nouns that rhyme with hat.



3

10



LET'S LOOK AT

What happened?

THE PLOT

Climax

Turning Point

Can you retell the fable 'The Hare and the Tortoise'?

Later,

Rising Action

then

Falling Action

The next day

Rising Action

RETELL

After that,

Falling Action

At the beginning

Beginning or Introduction

The Hare and the Tortoise

Adapted

The end

Ending or Resolution



Can you match the images to the statements?



Henry

runs

on

article the

grass



Tommy

runs

under

article the

trees



Just like this!

Colour the dots.



Ask for help if you need to do so.



Tommy runs under the trees.

Henry runs on the grass.



Can you fill in the words a or an or the or and in the blocks? Can you record your answers?

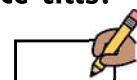


Read each sentence aloud and then choose the correct words to fill in the blocks.



Just like this!

Fill in



a or an or the
or and or The



Henry sees fox lion.

Henry sees elephant.



Tommy sees ant and bat.

king claps his paws.

Tommy Henry hold gold cup.

Can you see Tommy Henry?

Tick yes or no.



Yes No




Can you write statements in Humpty's speech bubble?

What did Humpty Dumpty say about learning at Forest School? Begin with 'I liked...'



Just like this!



I liked

Who is telling the story?



Point of View

Told by a character in the story.

The character uses personal pronouns; **I**, **me**, **mine**, **we**, **us**, and **ours**.

The character uses adjectives like **my** and **our**.

The character also uses proper nouns.


First Person



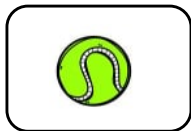
Ask for help if you need to do so.



On the way home, Humpty saw Tin Man and Beatrix.



Can you jump up?	<input type="radio"/> Yes	<input type="radio"/> No	Humpty jumps up.	<input type="radio"/> Yes	<input type="radio"/> No
Can you hit a ball?	<input type="radio"/> Yes	<input type="radio"/> No	Beatrix hits a ball.	<input type="radio"/> Yes	<input type="radio"/> No



Can you ball?

I can ball.

I cannot ball.



Can you sing?

I can sing.

I cannot sing.



Can you put the words in the correct order?

Tin Man

sings

write



song.

a



SIMPLE **PRESENT** TENSE

ACTIONS THAT HAPPEN OFTEN!

**THE ACTION
HAS HAPPENED.**

Present

jumps

sings

hits

**THE TIME
THAT WILL
COME.**

Future

Past

jump

sing

hit



I can...

Think carefully and follow the instructions to complete your table.



Just like this!


Tick ✓ one column per row.

Learner Success Criteria

- 1 I can write my name.
- 2 I can control my pencil.



Key



I got this!






I'm getting this!
[with my teacher's help]



I can't do this yet!

Learner Success Criteria

				
1	I can read a statement and tick the answer.			
2	I can write a short recount.			
3	I can use illustrations to answer simple questions.			
4	I can write captions and write in speech bubbles.			
5	I can fill in the articles the, a, and an, as well as the connective word and.			
6	I can follow command words.			
7	I can write a statement.			
8	I can find and name proper nouns, common nouns and verbs.			

I still need my teacher to help me with number or numbers...

Write down the number of your favourite type of activity.

--	--	--	--	--	--	--	--

--